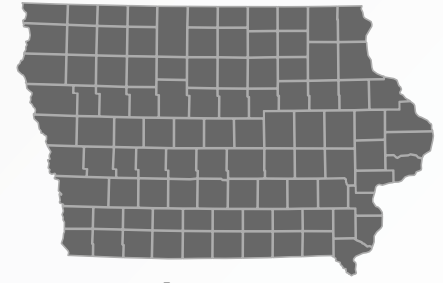



The Economic Value of the University of Iowa

About the UI



Iowa

Economic impact analysis



1 out of every **19** jobs in Iowa is supported by the activities of the UI and its students.



Alumni impact

Impact of the increased earnings of UI alumni and the businesses they work for

\$3.5 billion Added income

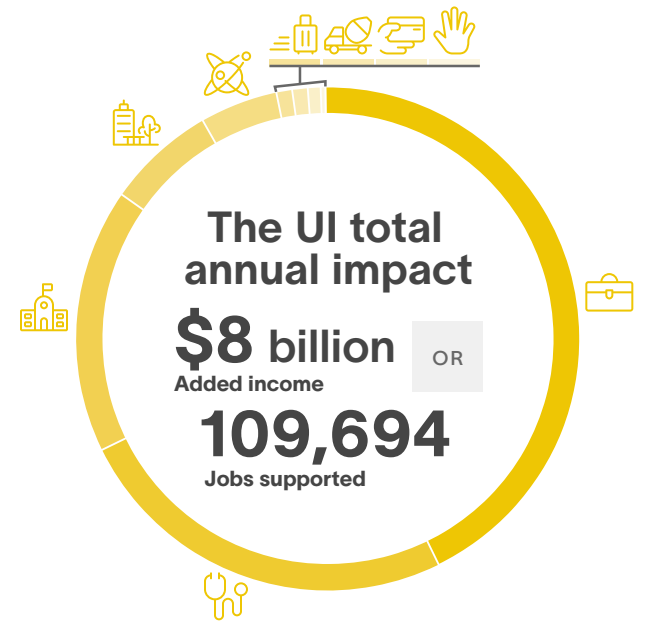

Added income



An economic boost similar to hosting the World Series
534x

OR

48,113 Jobs supported



UI Hospitals & Clinics spending impact

Impact of hospital and clinic payroll and other spending

\$2 billion Added income

Added income

25,673 Jobs supported

Jobs supported



Enough to buy **42,484** new cars

OR



Operations spending impact

Impact of annual payroll and other spending

\$1.4 billion Added income

Added income

OR

19,440 Jobs supported

Jobs supported



Enough to buy **113,093** families* a year's worth of groceries



● = 1,000 jobs * = family of four

Economic development impact	\$551.4 million Added income OR 6,626 Jobs supported
Research spending impact	\$369.5 million Added income OR 5,002 Jobs supported
Visitor spending impact	\$91.2 million Added income OR 2,164 Jobs supported
Construction spending impact	\$72.3 million Added income OR 961 Jobs supported
Student spending impact	\$64.2 million Added income OR 1,218 Jobs supported
Volunteerism impact	\$12.2 million Added income OR 495 Jobs supported

Investment analysis



For every \$1...



Students gain **\$5.40** in lifetime earnings



Taxpayers gain **\$3.50** in added tax revenue and public sector savings



Society gains **\$4.10** in added income and social savings



The average bachelor's degree graduate from the UI will see an increase in earnings of **\$22,800** each year compared to someone with a high school diploma working in Iowa.

