

Contact: Rachel Boon

## UPDATE ON COMMUNITY COLLEGE TRANSFER

### Introduction:

The issue of student and credit transfer between colleges has been vital for decades, and became especially so in Iowa with the start of public community colleges in the late 1960s. Since that time, significant time and effort has been devoted to streamlining pathways, aligning curriculum and implementing policies that are open to a variety of student pathways. These pathways and policies acknowledge that public postsecondary institutions in Iowa are part of a larger system of educational providers. Typical views of transfer are of the trajectory from a 2-year college to a 4-year college, but many variations exist where students move from 4-year to 2-year, across 2-year, or back-and-forth between sectors multiple times. Scholars of higher education often refer to these modern student enrollment patterns as “swirl”<sup>1</sup> and reference this shift as part of a new interdependence of higher education institutions and systems on each other.<sup>2</sup>

Iowa’s public universities have been collaborating with the community colleges for decades as they have long recognized the need in the state for them to serve their unique missions, yet also provide pathways for students. This report will provide some background and history on community college transfer policy and practice at the universities. In addition, state and national data suggest many of these existing policies and practices have served Iowans well, even as efforts to tune and improve the work continues.

### History:

Since 1972, the Liaison Advisory Committee on Transfer Students (LACTS) holds quarterly meetings, including a summer retreat and an annual meeting of the community college and university deans and other senior leaders. An annual meeting of chief academic officers and provosts from all public institutions in Iowa is held each fall to discuss transfer policy and practice, as well as other issues salient to all sectors of higher education. The Iowa Department of Education and the Board of Regents office are engaged in all of these collaborations to ensure consistency over time and compliance with state laws and administrative rules.

The first statewide articulation agreement was established in 1973 (see full timeline in Figure 1). This agreement lays out requirements and expectations for the general education curriculum at all community colleges. This means that students who complete an associate degree at an Iowa community college are guaranteed to satisfy their general education requirements, as well as have as many as 65 credits applied to their bachelor’s degree program of study at the point of transfer into Iowa State University, the University of Iowa and the University of Northern Iowa. Since associate of arts and associate of science degrees require 60-64 credits to complete, this means that by policy, the entire community college transcript is accepted in transfer for community college graduates.

---

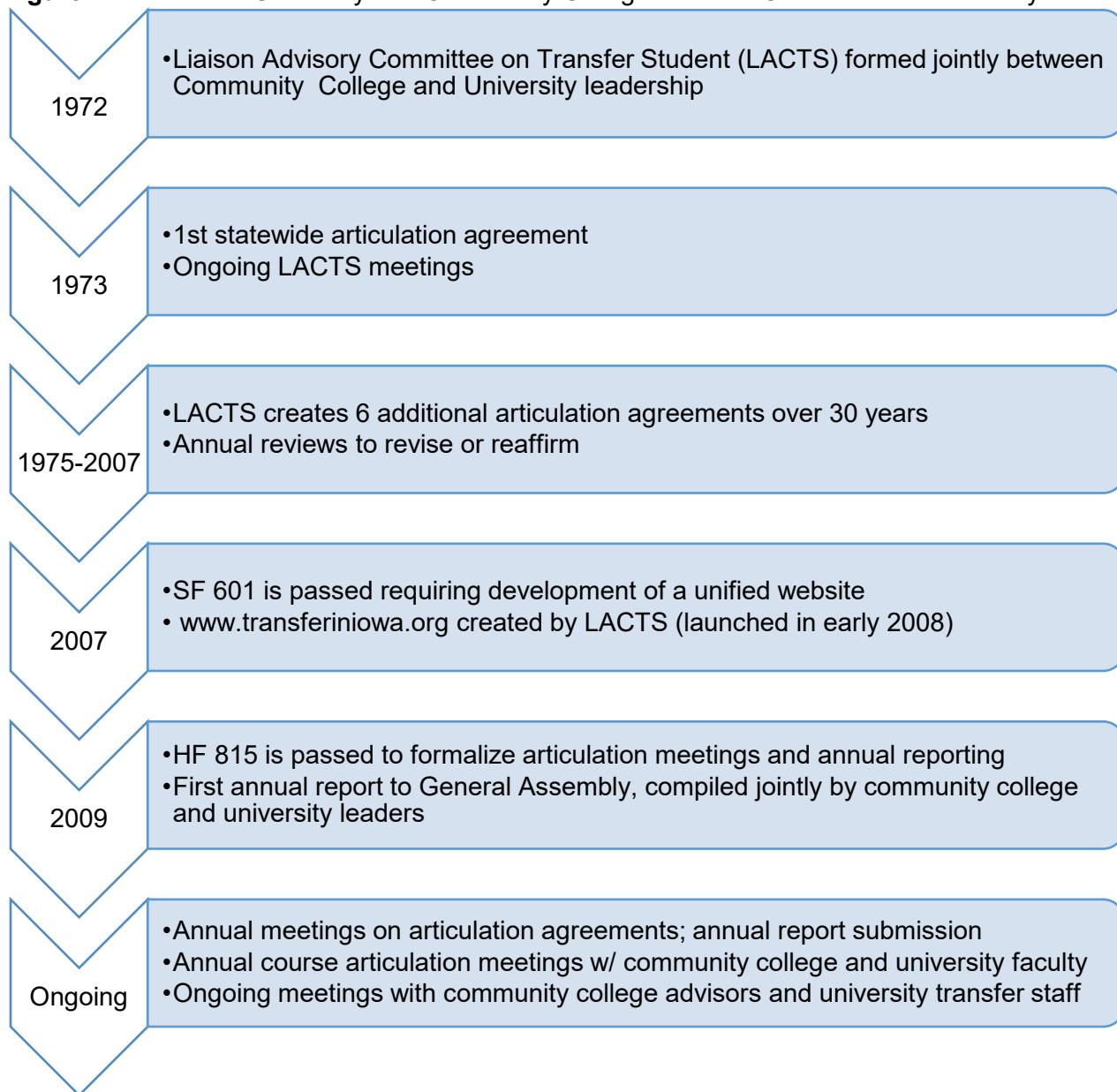
<sup>1</sup> Adelman, C. (1999). *Answers in the toolbox: Academic intensity, attendance patterns, and bachelor’s degree attainment*. Washington, D.C.: U.S. Department of Education.

McCormick, A.C. (2003). *Transfer behavior among beginning postsecondary students: 1989-1994*. Washington, D.C.: U.S. Department of Education.

<sup>2</sup> Settersten, Jr., R.A. (2015). *The new landscape of early adulthood: Implications for broad access higher education*. In M.W. Kirst & M.L. Stevens (Eds.), *Remaking College: The changing ecology of higher education*. Stanford, CA: Stanford University Press.

In addition, LACTS plans annual course articulation conferences of different disciplines to create course-to-course articulations. The advantage of a course-level articulation versus a broad general education articulation is that a specific course will be guaranteed to count for the equivalent course at the university. For example, economics faculty worked together many years ago to align the learning objectives and course materials across all 15 community colleges and all three universities so that completing Econ I at any of those institutions is treated as equivalent. This is especially helpful for students with courses that serve as pre-requisites for major courses, or that are actually part of their major field of study.

**Figure 1:** Timeline of University and Community College Transfer Collaboration and Policy



There are thousands of articulations that are automatically applied as students transfer across institutions requiring no additional effort from students. Course articulation areas reviewed are listed in the Annual Report to the General Assembly each year, and in past years have included agriculture, computer science, elementary education, physics, mathematics, information systems, criminal justice, philosophy, religion and many more (see the most recent report to the General Assembly in Appendix A). When students want to transfer courses without an existing direct articulation, transfer advisors and faculty work with them directly to determine the best fit.

In recent years the course articulation meetings between college and university faculty have proven so useful that some groups of faculty have committed to annual meetings that they organize themselves in addition to meetings specifically coordinated or led by LACTS. The criminal justice faculty provide an example of the effectiveness of such meetings. Most community colleges and each public university in Iowa offer a degree in criminal justice, but some aspects of the curriculum were handled differently at each based on local workforce needs or faculty expertise. Through articulation meetings first organized by LACTS, the faculty at these institutions gathered and were able to identify modest curricular changes that would improve the transferability of coursework, while also maintaining the integrity of the program designed by the faculty of each individual institution. Since the curriculum evolves over time as the practices of law enforcement and the study of criminal justice advance, the faculty agreed that ongoing meetings were in the best interest of the programs and the integrity of the transfer process. They have since organized ongoing email communication and regular meetings ensure they sustain their efforts.

All of this effort culminates in smoother transfer pathways. As students work with community college advisors or independently plan their course schedules, they often refer to the links and information found on the website [www.transferiniowa.org](http://www.transferiniowa.org) (see home page in Appendix B). This site was developed jointly between the universities and community colleges in 2007. It serves as a gateway of information and receives over 6,000 visits a year from people seeking transfer information. By maintaining up-to-date websites, holding ongoing leadership meetings, and bringing together faculty experts to work on curriculum alignment, Iowa's system of public postsecondary institutions has positioned itself as one of the most successful in the U.S.

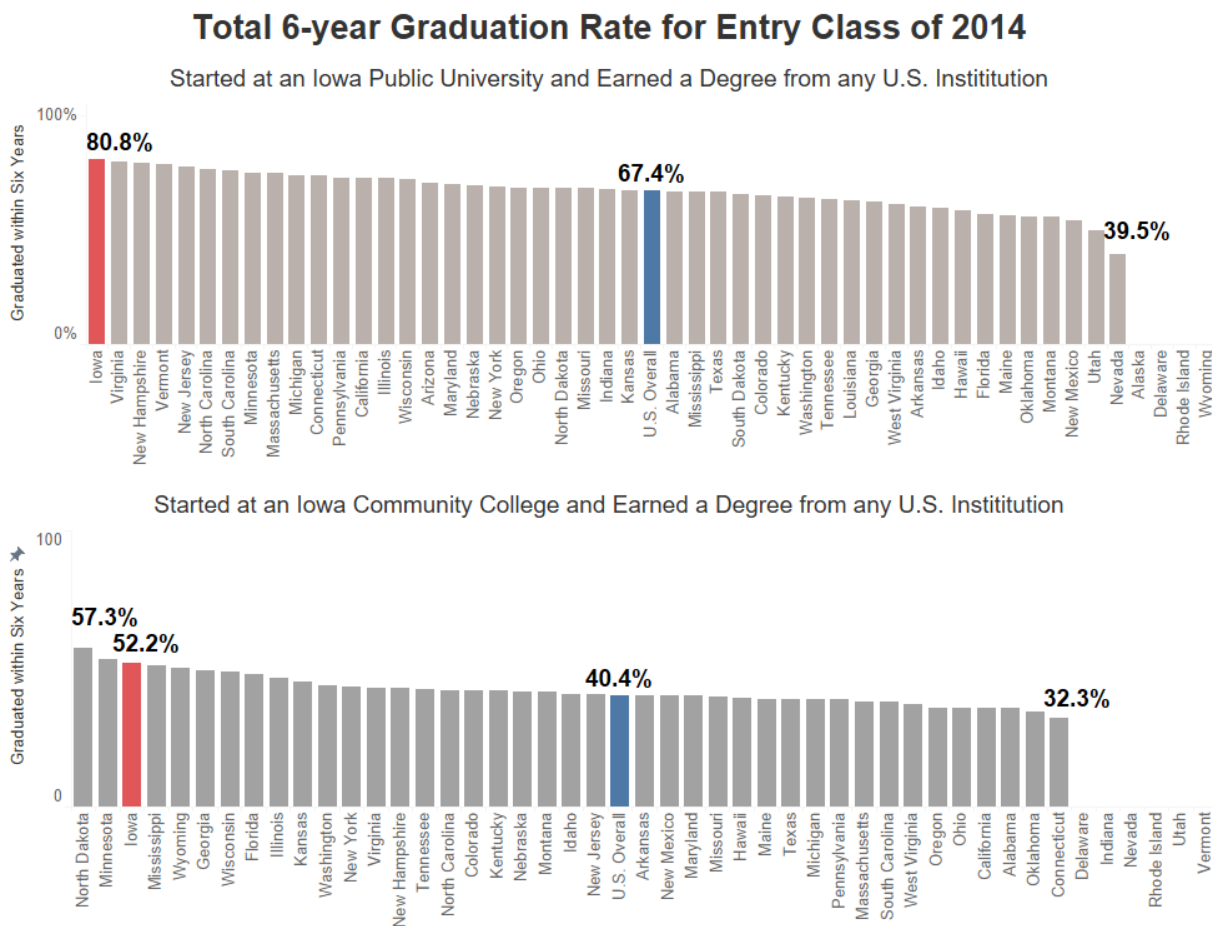
**Iowa in Context:**

The tradition of strong educational attainment in Iowa is evidenced by how well the public systems in the state rank among when it comes to graduation and transfer success. According to the National Student Clearinghouse, the graduation rate for students who start at a public university in Iowa is nearly 81%, which ranks best in the country. For students starting at an Iowa community college, the graduation rate is more than 52% which ranks third in the nation<sup>3</sup> (Figure 2). In both cases, this metric includes students who graduate from the starting institution, as well as those who transfer and then graduate from a different institution. This is important because of Iowa community college students who transfer to an Iowa public university, generally more than 40% have not yet earned an associate degree. Helping all transfer students, with or without an associate degree, stay on track to a timely completion is a priority, and the evidence suggests Iowa's colleges and universities are top performers.

---

<sup>3</sup> National Student Clearinghouse (2020). *Completing College National and State Reports*. Retrieved from <https://nscresearchcenter.org/completing-college/>.

Figure 2



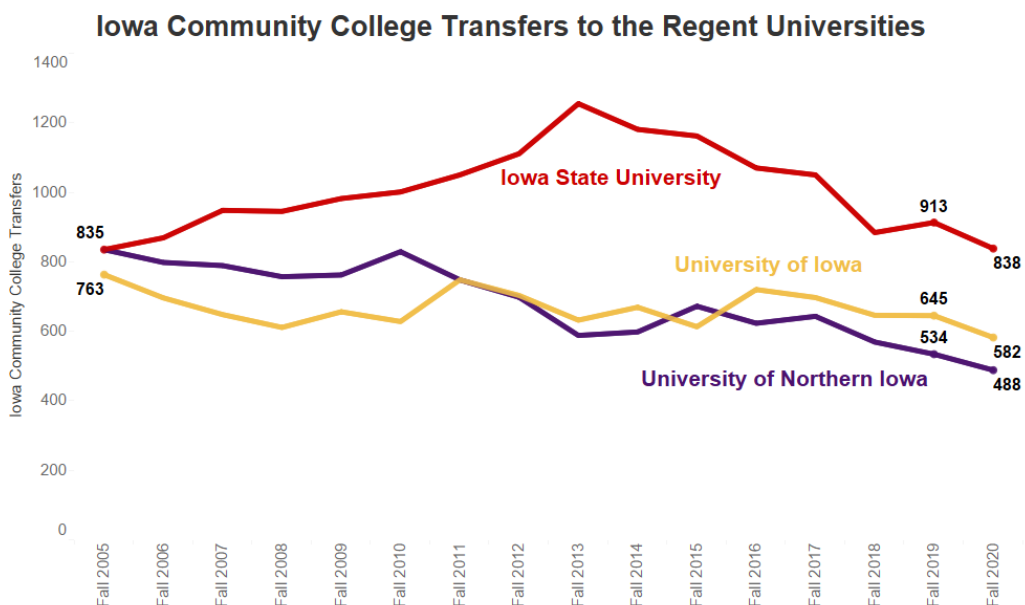
Source: NSC 2020 Completing College National and State Reports. Graduation rates determined six years after entry to first college attended. Student could have graduated from any U.S. college, not just the first attended.

Despite this documented success in educated students who enter public colleges and universities in Iowa, in the past five years the trend in college-going of recent high school graduates has been downward. Data from the Iowa Department of Education’s Postsecondary Readiness Report (jointly compiled with the Board of Regents) shows that postsecondary enrollment within one year of completing high school has steadily declined each of the past five years. Of the class of 2014, 69.3% enrolled within one year. By the class of 2019, the postsecondary enrollment rate was down to 64.3% within one year. This has impacted enrollments at all sectors of postsecondary education, and is a key factor in the parallel decrease in transfer students.

In fact, over the past eight years there has been a general decline in fall semester transfer students from Iowa community colleges (Figure 3). This is mostly attributed to significant declines in the number of students attending Iowa community colleges over that time period based on the high school trend noted above as well as other workforce and economic factors with adult students. With an additional decrease associated with the COVID-19 pandemic, in fall 2020 there were 1,908 students who transferred to ISU, UNI and SUI.



Figure 3



**Transfer Student Success Outcomes:**

Each year the Board of Regents works with the community colleges to carefully review the outcomes of students who transfer. As part of a process of continuous quality improvement, a Community College Transfer Report is prepared annually by the Board of Regents office and shared with each community college, university, and the Iowa Department of Education (see the 2021 Community College Transfer Report in Appendix C). During LACTS meetings or meetings of academic leaders, the data is reviewed and discussed.

As shown in Figure 4, one part of this report helps identify the flow of different categories of students. Students who transfer with an associate degree are more successful than other transfer students at earning a degree or remaining enrolled three years after transferring (82.6% for those with an associate degree vs. 66.0% for those without an associate degree). This type of information is valuable to share with students and their academic advisors who help them plan and understand the benefits of completing the associate degree prior to transfer. In addition, it provided strong impetus for the community colleges and universities to work together on developing a system to transfer credits from the universities back to the community colleges to help more of these students receive an associate degree from their initial community college, even after they have already enrolled at the university (described in more detail in the *Reverse Credit Transfer* section below).

Other data reviewed and included in the report indicate that graduation rates for transfer students are nearly identical to those of students who enroll at the universities directly from high school. Figure 5 shows the six-year graduation rates for full-time students are 75% for both categories, and 76% for other transfer students. The dark dots on the bar graph show how many students are in each of those categories for the three years included (5,299 transfers, 18,804 direct from high school, 2,134 other transfer).

Figure 4

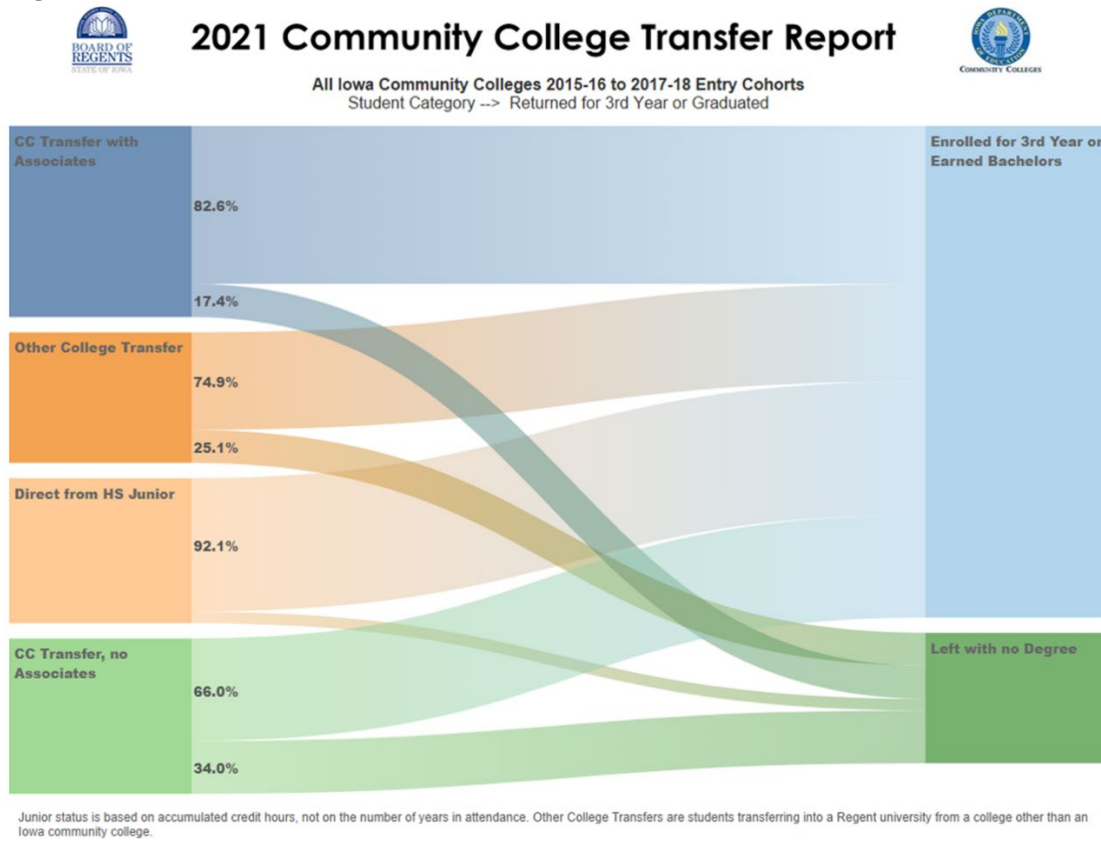
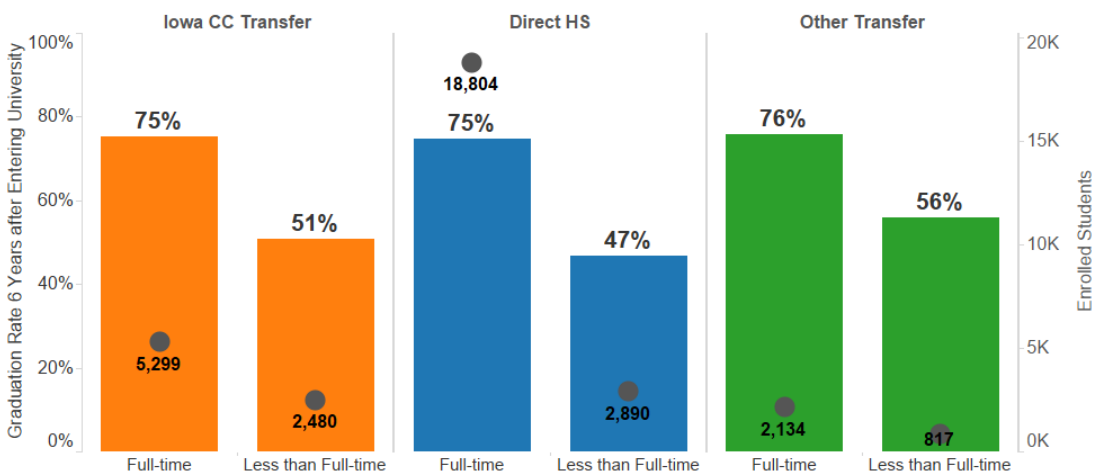


Figure 5

**Regent University Six Year Graduation Rate by Student Entry Type**  
(2012-13, 2013-14, 2014-15 Entry Cohorts)



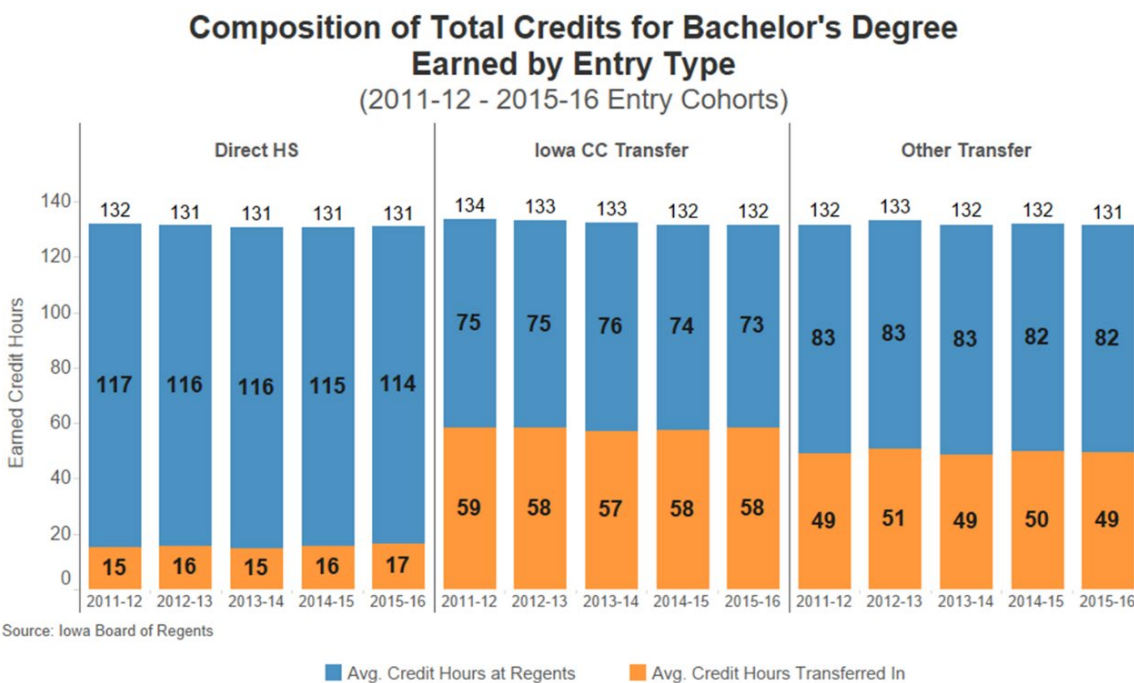
Source: Iowa Board of Regents

*Credit Transfer Efficiency*

Transfer students who graduate from Iowa’s public universities take 1 more credit hour than students who start directly from high school. Most bachelor’s degrees at the universities require from 120-128 credits to complete. When comparing credit totals earned by graduates who enrolled directly from high school with those who were Iowa community college transfers, the Board analysis found very consistent credit totals for both groups (Figure 6). On average, direct from high school students will earn 131 credits on route to completing a bachelor’s degree. The average Iowa community college transfer student will earn 132 credits, with 58 of those coming via transfer.

An important nuance to this data is that students with the completed associate degree prior to transfer have identical credit totals with 131 total earned credits, and an average of 62 of them coming via transfer.

**Figure 6:** Credit Transfer Efficiency Metric



**New or ongoing efforts:**

Despite clear success in community college to university transfer in Iowa, efforts to improve the experience are ongoing. Articulation meetings organized by LACTS, and regular meetings on community college and university academic and student support leaders continue to help address the needs of all Iowans who pursue a transfer pathway.

*Concurrent Enrollment and Postsecondary Educational Option (PSEO)*

While not part of the traditional transfer student pathway, credits earned by high school students through concurrent enrollment and PSEO continue to climb each year. In FY2005, 22,905 high school students were enrolled in these courses with Iowa community colleges.<sup>4</sup> By FY2020 this had more than doubled to 51,800 high school students enrolling in community college courses

<sup>4</sup> <https://educateiowa.gov/documents/joint-enrollment/2021/05/2005-joint-enrollment-report>

while still in high school, with more than 200 students in Iowa earning associate degrees at the same time they earned a high school diploma.<sup>5</sup> Course articulation and transfer policies apply equally to these students, so for the entering fall 2020 cohort the Regent universities accepted an average of more than 18 college credits per student from those Iowa residents who engage in concurrent enrollment in high school.

*Transfer majors and specialized “2+2” programs*

Transfer majors was a new initiative of the Iowa community colleges started in 2018. This effort provides a statewide framework for the curriculum and advising guidance that helps students begin major coursework prior to transfer. Faculty and transfer admissions staff at all three universities have partnered with the community college faculty and leadership as they set up statewide frameworks to guarantee the course-to-course articulations that assure these credits are all applied directly to the major after transfer. As of fall 2020, there were more than 2,000 community college students enrolled in 27 transfer major disciplines across the state (see Appendix D for a full list of approved Transfer Majors). The five community college transfer majors with highest enrollments are similar to highly enrolled majors at the universities: business, psychology, elementary education, criminal justice and biology.

Transfer majors work in parallel to the many 2+2 agreements already in place between community colleges and Iowa’s public universities. Developed over the past 25 years, these agreements outline the defined pathway that assures students who follow it an on-time completion of both the associate and the bachelor’s degrees in a wide range of disciplines and are generally specific to each community college. Existing agreements are reviewed frequently to ensure they are updated with any curricular changes and are helping to meet emerging workforce needs in the state.

*Reverse Credit Transfer*

Given the swirling patterns of student enrollment that are increasingly common, a national movement in the past decade has been to develop “reverse transfer” policies and processes (information is available at [https://www.transferiniowa.org/reverse\\_credit\\_transfer.php](https://www.transferiniowa.org/reverse_credit_transfer.php)). These policies recognize that sometimes a student transfers prior to completing an associate degree, but with just a few additional classes, they can be awarded that degree. The Regent universities collaborated with the Iowa Department of Education and the community colleges to develop the processes and communications needed to ensure that students receive credit for degrees earned. This is a benefit to the students by recognizing the progress they have made, and providing assurance that if an unexpected interruption occurs in their education, they will still have this credential. To date, 564 students have been awarded associate degrees through this process that is jointly administered by the universities and the community colleges.

*Flexible Degree Completion*

In the early 1970s the universities recognized that place-bound Iowans and those who may have started at a community college needed more options for how to attain a bachelor’s degree. They collaborated to create a degree that would provide the most flexible path. First officially launched in 1978, the Bachelor of Liberal Studies (BLS) is available through all three universities and has evolved over time to continue meeting the needs of returning adults and transfer students. The University of Northern Iowa and the University of Iowa also each developed Bachelor of Applied Science (BAS) degrees that offer smooth pathways for students who transfer with Associate of Applied Science degrees from the community colleges. UNI has offered a degree completion pathway through distance education for the Bachelor in Elementary Education for DMACC students for more than 25 years. Beginning in spring 2022, the program will be available to place-

---

<sup>5</sup> <https://educateiowa.gov/documents/publications/2021/03/joint-enrollment-report-2020>

bound students from all of Iowa's community colleges. More recently, Iowa State University received Board of Regents approval to offer a Bachelor of Business Administration (BBA) degree that is tailored to community college transfer students. Each of these degrees is designed in a way that recognizes some of the key barriers transfer students may experience (ex. missing prerequisites, need for more online course access, targeted transfer advising). The majority of transfer students still choose other degrees with specialized majors or career alignments, but the flexibility of the BLS, BAS and BBA pathways to support returning adults and transfer students makes them attractive options for hundreds of students every year.

*Western Iowa Regents Resource Center*

The Western Iowa Regents Resource Center (WIRRC) operates in partnership with four community colleges, serving a 25-county region of western and southern Iowa. With budget support from the Iowa legislature, WIRRC functions with one part-time coordinator in Sioux City, along with part-time Transfer Specialists in Council Bluffs, Creston, Harlan, Sheldon and Sioux City. Through these Transfer Specialists, community college students and other members of the community have direct access to individuals who can guide them to a successful transfer, whether to a university campus or completing a bachelor's or graduate degree from their home. Each year they talk with hundreds of students, meet with employers to identify educational and workforce needs that universities can help serve, and bring cultural and economic development activities directly into the communities in that part of the state.

**Conclusion:**

College transfer in Iowa shows the importance of collaboration between the sectors. While the outcomes of this work are among the best in the nation, the Board and the universities will continue to work to make transfer easier and better for Iowa students.

*Governing Iowa's public  
universities and special schools*

University of Iowa  
Iowa State University  
University of Northern Iowa  
Iowa School for the Deaf  
Iowa Educational Services for the Blind and  
Visually Impaired  
Lakeside Laboratory Regents Resource Center  
Western Iowa Regents Resource Center



Michael J. Richards, MD, President, *West Des Moines*  
Patty Cownie, President Pro Tem, *Des Moines*  
David R. Barker, PhD, *Iowa City*  
Sherry Bates, *Scranton*  
Nancy Boettger, *Harlan*  
Milt Dakovich, *Waterloo*  
Nancy Dunkel, *Dyersville*  
Zackery C. Leist, *Clarion*  
Jim Lindenmayer, PhD, *Ottumwa*

Mark J. Braun, Executive Director

November 9, 2020

Mr. Charlie Smithson  
Secretary of the Senate  
State Capitol Building  
Des Moines IA 50319

Ms. Meghan Nelson  
Chief Clerk of the House  
State Capitol Building  
Des Moines IA 50319

Glen Dickinson, Director  
Legislative Services Agency  
State Capitol Building  
Des Moines IA 50319

Re: Annual Articulation Report

Dear Members of the Iowa General Assembly:

Pursuant to Iowa Code § 262.9.33.i, enclosed is the attached is the joint Regents-Community College Transfer Report (HF815 Annual Articulation Report).

If you have any questions or need more information, please don't hesitate to contact this office.

Sincerely,

A handwritten signature in blue ink, appearing to read "M. Braun".

Mark J. Braun

\\Box Sync\Board of Regents Shared\BF\Legislative\2021\Reports\

Attachments

cc: Ron Robinson  
Legislative Liaisons  
Legislative Log

**Update on Articulation Efforts: Iowa Community Colleges and Institutions of Higher Education Governed by the Board of Regents**

*Executive Summary*

Iowa Code §262.9.33.1 requires an annual report on articulation efforts between Iowa community colleges and institutions governed by the Board of Regents. These parties, in conjunction with the Iowa Department of Education, prepared the attached report on 2019-20 efforts to improve alignment of programs and assist Iowa students in college and career planning that may include transfer between institutions.

Annual meetings and routine efforts include the following:

- Iowa Department of Education provides transfer information to K-12 leaders twice annually
- College and career planning platforms are required in all school districts with embedded links to transfer information
- Community college and university officials updated and reaffirmed Associate of Arts, Associate of Science, and Associate of Applied Sciences statewide transfer agreements between Iowa community colleges and Regent universities.
- [www.transferiniowa.org](http://www.transferiniowa.org) website is maintained and includes contact information for transfer specialists at all Iowa public institutions, as well as links to planning tools, articulation agreements, and academic program requirements. The site had 7,730 visits and 6,278 unique visitors from September 15, 2019 to September 15, 2020.
- The Liaison Advisory Committee for Transfer Students (LACTS), which includes members from community colleges, universities, Board of Regents office, and Iowa Department of Education, held curriculum articulation meetings for faculty in agriculture, secondary education, elementary education, fine arts, communication, theater, English, social work, journalism, political science, exercise science, and history. The focus of these meetings was alignment of curriculum to create statewide transfer majors between the community colleges and the Regent universities, and to create individual course articulations.
- Provosts and deans from community colleges and universities meet twice annually to review existing agreements and facilitate opportunities for additional collaboration. The most recent Provost and CAO meeting was October 16, 2020.

Transfer-related efforts on which Iowa institutions, the Board of Regents, and the Iowa Department of Education collaborated in the past year include the following (detail found in appendix A and B):

- Transfer advisor workshops at Regent Universities
- College Transfer Fairs at Community Colleges
- Reverse Credit Transfer Meetings (ensuring associate degree completion if community college students transfer without first completing an associate degree)
- Provost and Deans Meetings including in Career and Technical Education, Arts & Sciences, Business, Ag and others
- Collaborate on publication of the Community College Transfer Report (excerpt in appendix C)



**Update on Articulation Efforts: Iowa Community Colleges and Institutions of Higher Education Governed by the Board of Regents  
OCTOBER 2019 – SEPTEMBER 2020**

The following update has been prepared to be submitted to the Iowa General Assembly by January 15, 2021, as specified in Iowa Code §262.9.33.1.

LEGISLATION	STATUS
<p>§256.9.57. Develop and implement a plan to provide, at least twice annually to all principals and guidance counselors employed by schools districts and accredited nonpublic schools, notice describing how students can find and use the articulation information available on the website maintained by the state board of regents.</p>	<p>The Iowa Department of Education (IDE) communicates with public and nonpublic secondary and postsecondary administrators, advisors, guidance counselors, teachers, and students regarding the <a href="http://www.TransferInIowa.org">www.TransferInIowa.org</a> articulation website. IDE personnel also work with local school districts to provide transfer information to parents as they help their children consider postsecondary options.</p> <p>The Department distributes a monthly electronic newsletter to all superintendents and principals titled School Leader Update (SLU), and is available to all K-12 counselors and teachers on the IDE website. At least once per year, an article is published in the SLU titled "Transfer in Iowa web portal assists students with transfer." (See the article's link in the October 2020 publication found at <a href="https://educateiowa.gov/resources/school-leader-update">https://educateiowa.gov/resources/school-leader-update</a>). This article discusses the transfer web portal, dedicated to assisting students with the transfer process, and provides a link to the Transfer in Iowa website (<a href="http://www.transferiniowa.org">www.transferiniowa.org</a>). Advisors' contact information for each postsecondary institution in Iowa is available at the <a href="http://www.TransferInIowa.org">TransferInIowa.org</a> site.</p>
<p>The plan shall include suggested methods for elementary and secondary schools and community colleges to effectively communicate information about the articulation website to the following:</p>	
<p>a. To all elementary and secondary school students interested in or potentially interested in attending a community college or institution of higher education governed by the state board of regents.</p>	<p>In academic year 2016-2017, Iowa moved from a centralized, state-designated platform to a decentralized model in which school districts may choose from a list of nine career information and decision-making systems (CIS) that meet state standards. The standards were determined based on suggestions and vetting with counselors, instructors, IDE, and other stakeholders. For a list of career information systems that meet state standards through FY 2022, see the <a href="#">Career Planning</a> page on the Department website.</p> <p>All vendors are required to provide post-secondary, and decision-making information. School district personnel are encouraged to request that the <a href="http://www.transferiniowa.org">www.transferiniowa.org</a> link be embedded within each CIS platform so that students may access this information. In addition, this link is embedded in all updated IDE guidance materials related to the CIS standards.</p> <p>Iowa Code 279.61 requires student career planning in the form of the creation of a four-year plan beginning in eighth grade. The Career Planning FAQ and the IDE <a href="#">Career Planning Website</a>, updated in September 2017 includes the transfer language and link so that students of all grades have access.</p> <p>All platforms provide students the options to explore each CIS model which each have a location under a College Planning section giving students the ability to explore various college types, degree options, college planning resources, labor market information, and other useful planning tools.</p>

	<p>Students are encouraged to visit the <a href="#">Iowa Student Aid Commission website</a>, which links, to the <a href="#">Transfer in Iowa</a> website.</p> <p>In addition to providing material resources designed to promote transfer in Iowa, the IDE commits personnel to the effort.</p>
<p>b. To all community college students interested in admission to a baccalaureate program offered by a BOR institution.</p>	<p>The IDE provides a liaison to the Chief Student Services Administrators to provide information and resources to community college students, parents, counselors, advisors, and teachers. These resources reference <a href="http://www.transferiniowa.org">www.transferiniowa.org</a> and are available to all students earning community college credits.</p>
<p>§260C.14.22. Enter into a collective statewide articulation agreement with the state board of regents pursuant to §262.9, subsection 33, which shall provide for the seamless transfer of academic credits from a completed associate of arts or associate of science degree program offered by a community college to a baccalaureate degree program offered by an institution of higher education governed by the state board of regents.</p>	<p>The Associate of Arts degree articulation agreement was originally signed on December 2, 1981. The most recent reaffirmation was on May 11, 2020. The next scheduled reaffirmation will occur on April 2, 2021. The agreement includes the following elements:</p> <ul style="list-style-type: none"> <li>• Minimum of 60 credit hours of courses designed and acceptable for transfer and may include up to 16 credit hours of career and technical courses.</li> <li>• Minimum of 40 credit hours of general education evenly distributed among arts and sciences.</li> <li>• Remaining 20 semester hours are elective credits.</li> <li>• World language proficiency must be met per requirements at each Regent university.</li> <li>• A minimum 2.0 grade point average.</li> <li>• Students who meet the above requirements and transfer with an Associate of Arts degree will have met general education requirements at the Regent universities.</li> <li>• Students who do not complete an Associate of Arts degree must have course-by-course evaluation.</li> </ul> <p>The Associate of Science degree articulation agreement was first signed on April 18, 2008. The most recent reaffirmation was on May 11, 2020. The next scheduled reaffirmation will occur on April 2, 2021.</p> <ul style="list-style-type: none"> <li>• The requirements for the Associate of Science degree are the same as for the Associate of Arts degree with the following exceptions:             <ul style="list-style-type: none"> <li>• Distribution of hours includes 20 credit hours of mathematics and science.</li> <li>• Additional general education courses may be required at the Regent universities.</li> </ul> </li> </ul>
<p>The board shall also do the following:</p>	
<p>a. Identify a transfer and articulation contact office or person.</p>	<ul style="list-style-type: none"> <li>• Each two-year and four-year public institution has a transfer and articulation contact person to assist in resolving issues related to the acceptance and/or application of transfer credit. Information is on the <a href="http://www.TransferInIowa.org">www.TransferInIowa.org</a> articulation website and is updated as appropriate.</li> </ul>
<p>b. Collaborate with the state board of regents to meet the requirements specified in §262.9, subsection 33, including but not limited to developing a systematic process for expanding academic disciplines and meetings between the community college faculty and faculty of the</p>	<p>The Liaison Advisory Committee for Transfer Students (LACTS) developed a systematic process for expanding academic discipline meetings, hence approved by the community college chief academic officers and the Regent university provosts. Key elements of this process include the following:</p> <ul style="list-style-type: none"> <li>• Planning meetings and collaboration opportunities for representatives from all institutions.</li> <li>• Using data to determine courses or majors most common with transfer students.</li> <li>• Meeting design, with flexibility of meeting format and activities to meet varying needs of disciplines, using best practices and resulting in an action plan.</li> <li>• Evaluation of both the process and the meeting with a focus on continuous improvement.</li> </ul>

<p>institutions of higher education governed by the state board of regents, developing criteria to prioritize core curriculum areas, promoting greater awareness of articulation-related activities, facilitating additional opportunities for individual institutions to pursue program articulation agreements for career and technical education programs, and developing and implementing a process to examine a minimum of eight new associate of applied science degree programs for which articulation agreements would serve students' continued academic success in those degree programs.</p>	<p>Regent university and community college faculty held academic discipline meetings in the following areas in the past year:</p> <ul style="list-style-type: none"> <li>• agriculture, secondary education, elementary education, fine arts, communication, theater, English, social work, journalism, political science, exercise science, and history.</li> </ul> <p>All institutions signed memoranda of understanding with the National Student Clearinghouse to facilitate data exchange. Since late fall 2017, this statewide collaborative process streamlined the granting of associate degrees to eligible students by reverse credit transfer following an agreed upon statewide process.</p> <ul style="list-style-type: none"> <li>• Career and Technical deans prioritized a list of Associate of Applied Science program areas for planning of faculty meetings to discuss articulation.             <ul style="list-style-type: none"> <li>• 2010-2011: Agriculture and Veterinary Technology</li> <li>• 2012-2013: Network Administration; CAD/Design; Criminal Justice; Robotics/Automation; and Wind/Renewable Energy</li> <li>• 2013-2014: Network Administration, Criminal Justice, and CAD/Design Technology</li> <li>• 2016-2017: Early Childhood Education</li> <li>• 2018-2019: Agriculture majors</li> <li>• 2019-2020: Computer Science</li> </ul> </li> </ul> <p>Institutional efforts to articulate Associate of Applied Science programs identified in the appendices.</p>
<p>c. Develop criteria to prioritize core curriculum areas and create or review transition guides for the core curriculum areas.</p>	<p>Extensive transfer plans are available on institutional web sites and include information to guide curriculum planning.</p>
<p>d. Include on its articulation website course equivalency and transition guides for each of the BOR institutions.</p>	<p>Course equivalency guides are available on the <a href="http://www.TransferInIowa.org">www.TransferInIowa.org</a> articulation website. Transition and course equivalency guides are also available on all of the Regent university websites. For example, in 2019-20, the UI had 64,694 unique visitors to their transfer course equivalency guides.</p>
<p>e. Jointly, with the community colleges, select academic depts. in which to articulate courses through faculty meetings in accordance with paragraph "b". However, course-to-course equivalencies need not occur in an academic discipline when the board and the community colleges jointly determine that course content is incompatible.</p>	<ul style="list-style-type: none"> <li>• Community colleges and Regent universities have conducted two program inventories to identify areas of articulation opportunity.</li> <li>• Joint meetings between community college chief academic officers and Regent university provosts have resulted in prioritizing programs as well as discussing processes for improving transfer and articulation. Hundreds of course equivalencies approved by faculty are in place, and more are developed as curriculum is updated to stay in line with workforce needs.</li> <li>• Growth in military credit articulations continues as documented in the annual Home Base Iowa report to the general assembly. The statewide articulation agreement for awarding and transferring college credit based on Armed Services educational experiences has been in effect since 1996.</li> </ul>

<p>f. Promote greater awareness of articulation-related activities.</p>	<p>Communication between advising and admissions transfer specialists at Iowa community colleges and Regent universities is continuous and effective.</p>
<p>g. Facilitate opportunities for institutions to pursue articulation agreements for career and technical education programs and programs of study offered by BOR institutions.</p>	<ul style="list-style-type: none"> <li>• The Liaison Advisory Committee on Transfer Students (LACTS) meets at least quarterly to review transfer and articulation, update policies and agreements, and plan disciplinary meetings.</li> <li>• LACTS facilitates meetings of disciplinary faculty throughout the year, but at least annually.</li> <li>• Some faculty disciplinary collaborations occur directly between institutions and faculty. College-to-college articulations in different program areas are common. Examples are in the appendix.</li> </ul>
<p>h. Implement a process to examine a minimum of eight new AAS degree programs for which articulation agreements between the community colleges and BOR institutions would serve students' academic success.</p>	<p>LACTS created a process to examine Associate of Applied Science degree programs for articulation agreements in 2010. The general career and technical credit transfer agreement was last reviewed and approved at the April 3, 2020 joint meeting of community college and Regent university deans. Review of articulation agreements is ongoing, especially in relation to Bachelor of Applied Science programs at the universities.</p>

**Appendix A-Updates on Articulation Activities at the Community Colleges**

**Activities including All Community Colleges and Regent Universities**

- Transfer advisor workshops at Regent Universities
- College Transfer Fairs at Community Colleges
- Statewide Articulation Conferences
- Reverse Transfer Meetings
- CAO and Deans Meetings including in Career and Technical Education, Arts & Sciences, Business, Ag and others
- Statewide faculty meetings in areas such as agriculture, criminal justice and philosophy/ethics
- Community College and Regent University staff participation in reverse credit transfer meeting
- Liaison Advisory Committee on Transfer Students (LACTS) meetings throughout the year
- Transfer Major Steering Committee work with Regents and Iowa Department of Education

**Eastern Iowa Community College**

- ISU Engineering Transfer Visit Day and Career Fair
- Carver College of Medicine Pre-med visit at The U of Iowa
- ISU for a transfer visit day
- University of Northern Iowa for a transfer visit day
- U of Iowa for a transfer visit day
- Compiled Transfer Major information specific to Regents that is posted on EICC website to assist in the transfer process (i.e. grade requirements, world language, and information beyond what is defined in the Transfer Majors). Worked with Regents to confirm information.
- Arranged for UNI Department of Technology to be on the CCC campus for a table visit and classroom presentation.
- Arranged for U of Iowa School of Social Work to visit MCC, CCC, and SCC. Student and advisor appointments were held.
- Arranged for U of Iowa RN-BSN completion program to meet with prospective students at SCC.
- Arranged for UNI College of Business to visit MCC.
- Arranged for UNI transfer admissions team to visit SCC. Student and Advisor meetings were held.
- Sent new EICC courses to Regents for evaluation to determine transfer equivalencies.
- Created the EICC Reverse Credit Transfer Planning Form for EICC advisors to use with students interested in taking advantage of Reverse Credit Transfer. This will help students plan for the transfer process and be prepared to register for their final AA degree requirements during orientation at a Regent University.

**Des Moines Area Community College**

- New transfer majors

**Hawkeye Community College**

- No new discussions reported.

**Indian Hills Community College**

- Transfer trip: 2 to ISU
- Transfer trip: 1 to U of Iowa (1 cancelled due to COVID)
- Transfer trip: 1 to UNI (1 cancelled due to COVID)
- Advising team met with UNI transfer admissions team
- Advising team met with ISU transfer admission counselor
- Advising team met with UNI transfer academic advisor for School of Business
- Advising team met with UNI Recreation, Tourism, Non-profit leadership advisor

**Iowa Central Community College**

- No new discussions reported.

**Iowa Lakes Community College**

- Conference call with UNI – transfer opportunities, Environmental Science, Environment Resources Management, Digital Media programs
- Signing of 3 + 1 BSN Articulation Agreement with U of Iowa
- TRIO took ILCC students to UNI, ISU, and UI for transfer advising
- Ag Department reviewed agreements with ISU
- Reviewed current agreements with UNI – email & conference calls
- TRIO hosted virtual campus visit tours of ISU, UNI, and UI and discussed transfer and advising

**Iowa Valley Community College District**

- No new discussions reported.

**Iowa Western Community College**

- Working with UNI to develop articulation agreements in the following program areas: Electronics, Robotics, and Renewable Energy.
- Share staff member with Western Iowa Regents Resource Center.

**Kirkwood Community College**

- Discussions related to theatre at Iowa State were held to begin drafting an articulation agreement.
- In the process of detailing an articulation agreement for AA to BFA in Studio Arts with Iowa State.
- Discussions over the past year with the University of Iowa College of Education exploring ways to improve opportunities in education fields for all, including finding ways to encourage students from different ethnic backgrounds to consider the field of education. There are educators with diverse backgrounds teaching throughout Iowa and one of the ways we want to encourage students is by exposing them to faculty who may have similar backgrounds and experiences as encouragement for them to explore.
- Finalized an articulation agreement between UNI Environmental Resource Management B.A. and Kirkwood Parks and Natural Resources A.A.S. this past year.
- Met with members of the engineering department at ISU to discuss a 2+2 type of articulation between Kirkwood and ISU.
- Discussions regarding the loss of CSC-160 and CSC-175 from the articulation list at UI. They are now transferring.
- Discussions about a possible 2+2 in geosciences with the University of Iowa. These are ongoing.
- Apparel design has continued conversations with ISU related to transfer
- CSD has continued conversations with the University of Iowa.
- Discussion with University of Iowa College of Public Health about a potential new area for transfer.
- Discussions with ISU about Hospitality Management
- Faculty met with UNI regarding articulation and our AMRT program.
- The Construction Management program reviewed the official transfer/articulation agreement with UNI for two of their programs: Construction Management and Technology Management.

**North Iowa Area Community College**

- UNI Admissions met with NIACC Strategies/Academic Success class to discuss transfer process for NIACC students.
- Advisors attended Iowa State University – Cyclone Partner Update Program to discuss ISU College and program updates.
- The Recruitment Coordinator/Academic Advisor at UNI for the Department of Technology gave presentations to the General Machinist/Tool & Die programs about transferring to UNI.
- Advisors met with UI Transfer/Admissions staff and Distance & Online Education staff to discuss program updates.
- Faculty attended Cyber Hub Education Summit presented by DMACC and ISU.



- Faculty and staff met with UNI faculty to discuss transfer options for NIACC Physical Fitness & Wellness students to UNI's majors in Physical Education and Movement & Exercise Science.
- Agriculture Crop Management class attended Iowa State University Northeast Iowa Annual Meeting and Research Update.
- UNI follow up discussion on Wellness courses.
- Students and staff attended UNI Transfer Tuesday via ZOOM.
- Staff and students attended UNI Managing Business & Organizations BAS webinar.
- Agriculture faculty met with ISU faculty and Iowa Post-Secondary Agriculture faculty over ZOOM to discuss core transfer courses and common student learning outcomes.

**Northeast Iowa Community College**

- Regent transfer discussions were down this year due to COVID.
- UNI Industrial Tech Workshop
- U of Iowa pre-med conference
- ISU Visit Day
- U of Iowa updates virtually via Zoom
- Trio Transfer Visits: Two to UNI, two to ISU, and one to UI.
- Worked with UNI to develop and Early Childhood Program articulation.

**Northwest Iowa Community College**

- Updated articulation agreements with ISU, UI, and UNI.
- Three UNI College of Education professors zoomed with the NCC CAO to discuss possibilities for current and future CTE instructors in the high schools to receive professional development training on the campus of NCC.
- Share one staff member with Western Iowa Regents Resource Center.

**Southwestern Community College**

- Transfer plans and course equivalency guides with the Regents are updated annually.
- Faculty and staff from UNI visited the Southwestern campus to host "UNI Day" on campus.
- Attended a transfer advisor day at Iowa State University. In conjunction with the event, attendees had the opportunity to learn about student transfer experiences from a panel of transfer students
- Southwestern entered into a RN to BSN articulation agreement with the University of Iowa.

- The Southwestern Community College TRiO Student Support Services program coordinated a student transfer trips to Iowa State University and the University of Northern Iowa. The group visited with ISU and UNI admissions staff, transfer advisors, ISU and UNI TRiO staff, and also was provided an extensive campus tour.
- Share one staff member with Western Iowa Regents Resource Center.

**Southeastern Community College**

- UNI articulation of Technology AAS to BA
- Discussion with UNI Honors Program
- University of Iowa articulation with Nursing

**Western Iowa Tech**

- Share two staff members with Western Iowa Regents Resource Center.
- No new discussions reported.

Appendix B—Update on Articulation Activities at Regent Universities

University of Northern Iowa

- Launched the UNI@DMACC partnership. Beginning late January 2020, UNI staff were located on the DMACC Urban campus to promote UNI's online degrees to place bound students in the Des Moines area and DMACC service area
- Launched an online BAS in Managing Business & Organizations, which accepts an AAS degree from an Iowa community college
- Collaborated in the development of the new statewide Human Services transfer major into UNI's Family Services major
- Hosted the Eastern Iowa Community College UNI Days in Spring 2020 (which included Southeastern Community, Scott Community College, and Black Hawk Community College (Illinois)).
- Hosted UNI Day @ Hawkeye CC, October 2nd, 2019 – with numerous faculty/staff
- Hosted UNI Day @ Marshalltown CC, October 16, 2019 – with numerous faculty/staff
- Hosted UNI Day @ Indian Hills CC, October 28, 2019 – with numerous faculty/staff
- Hosted UNI Day @ Ellsworth CC, February 25, 2020 – with numerous faculty/staff
- Hosted UNI Visit to Hawkeye's TRIO group, January 22nd, 2020 (provided pizza & application assistance)
- Hosted UNI Visit to Kirkwood TRIO group, February 11th, 2020
- Hosted UNI Visit to Marshalltown TRIO group, March 24th, 2020 - CANCELLED DUE TO COVID
- Hosted UNI Visit to DMACC Urban TRIO group, March 26th, 2020 - CANCELLED DUE TO COVID
- Hosted UNI Visit to Iowa Central CC TRIO group, March 31st, 2020 - CANCELLED DUE TO COVID
- Hosted UNI Transfer Adviser Workshop, April 8, 2020 - RESCHEDULED FOR SEPTEMBER 22, 2020
- Developed Virtual Transfer Tuesdays, with all Iowa Community Colleges, Spring 2020
- Offered various virtual visits options for transfer students in Spring 2020
- Developed/hosted Transfer, Teach, Transform (Early Childhood and Elementary Education) Visit Day, October 10, 2019
- Finalized articulation agreement between UNI's Environmental Resource Management and KCC's Parks & Natural Resources
- Hosted Technology Adviser Workshop (for Career-Tech Advisers), September 27th, 2019
- Worked collaboratively with the community colleges in the development of the new CSC 116 course
- Changed UNI's College of Business Administration policy, and began accepting Principles of Marketing as an equivalent course
- Participating in Transfer Major/articulation conversations focused on Music and Computer Science (ongoing)
- Taking an inventory and "reframing" current online offerings to highlight "professional/workforce development" for young alumni, young professionals, and others who may be unemployed or underemployed (e.g., grad programs, in-service offerings for educators, certificate and endorsement programs) (ongoing)
- Seeking collaborative opportunities, including efforts to secure external funding sources, that add value and capacity in efforts to meet the needs in the state with partners such as Iowa Workforce Development, business organizations, the Iowa Department of Education, and community colleges (including efforts associated with the UNI@DMACC) (ongoing)
- Continuing the updating/revision of Department of Technology transfer articulation agreements (ongoing)
- Continuing to build/update the UNI Transfer Plans of Study, an online tool which shows community college students courses they can/should take (at their community college) to transfer into respective majors at the University of Northern Iowa (ongoing)

**University of Iowa**

The university works hard to maintain up to date transfer articulation websites and advising aids. These numbers are reflective of activity from September 1, 2019 – August 1, 2020.

- Transfer Course Equivalency Guide – 64,694 unique visitors, 147,364 page views
- I-Chart Degree Audits – 6,042 unique visitors, 9,635 page views
- Transferology searches – 6,947
- Transfer Planning Resources – 9,080 unique visitors, 13,102 page views
- University of Iowa Transfer Plans – 4,214 unique visitors, 5,374 page views
- Maintain over 70 on-line transfer advising aids and transfer pathways.
- Provide all transfer students with a complete degree audit upon admission that details how their courses transfer.
- Administer 2 Plus 2, a Guaranteed Graduation Plan for Iowa Community College transfer students.
- Host a statewide transfer advisor listserv for easy means of communication between university and community college staff.
- Distribute updates via the Iowa Update Newsletter to community college staff.
- Visit every Iowa Community College each semester and participate in all transfer fair programs.
- Weekly office hours at Kirkwood Cedar Rapids and Iowa City campuses. Faculty and staff present in Kirkwood 101 classes.
- UI Admissions staff serve on the Kirkwood and Hawkeye Community College Liberal Arts Advisory Boards and the Southwestern General Education Advisory Board.
- Maintain an Admissions regional representative position in Des Moines for outreach activities in central and western Iowa.
- Advise students one-on-one regarding course selection, university policy and admission procedures prior to admission via phone, on campus appointments, off campus appointments, email, and instant messaging conversations.
- A group of faculty, staff and students from across the university who have an interest in the transfer experience, called the Transfer Think Tank, meet to discuss areas of transfer support and explore additional efforts to benefit this population.
- The university offers a Transfer Transition Course for entering transfer students.
- Transfer students are invited to participate in On Iowa! providing a comprehensive introduction to University life.
- Academic Support & Retention coordinates high-impact campus-wide programs and offers free academic support.
- All new transfer students are required to complete the Success at Iowa online course introducing them to resources and information that will help them be a successful Hawkeye.
- Transfer students complete the Excelling@Iowa survey and are assigned a Transfer Support Team to provide outreach to them and share campus resources that will ease their transition and help meet the needs they indicated on their survey.
- Committee meets to discuss military credit and course evaluators routinely send military training to faculty for further review.
- The College of Nursing has expanded into new agreements with Southeastern and Southwestern community colleges to allow those community college Nursing graduates to seamlessly transfer to finish their Bachelors of Nursing (BSN) degree from the University of Iowa in one year. The agreement is called "RN to BSN 3+1."
- Created Education transfer guides with recommended courses for all Iowa community colleges.

Iowa State University

- The Admissions Partnership Program (APP) - [www.admissions.iastate.edu/partnership/](http://www.admissions.iastate.edu/partnership/)
- Hundreds of individual program and course articulation agreements with Iowa's community colleges
- Meet with DMAACC Career Advantage Program for high school students and counselors on transfer for Career Academy courses
- In-person and virtual visits to every Iowa community college campus multiple times annually by transfer admissions counselors
- Hosted the Counselor Partnership Update Program for community college academic advisers
- Living learning communities available exclusively for or open to transfer students in various majors
- Maintenance of up-to-date transfer and articulation Web sites, including the following:
  - TRANSIT, Iowa State's on-line transfer articulation system - [transit.iastate.edu/](http://transit.iastate.edu/)
    - 27,134 visits and 15,193 unique visitors from September 15, 2019 to September 15, 2020
  - Course equivalency guides and transfer plans can be found at [www.admissions.iastate.edu/equiv/index.php](http://www.admissions.iastate.edu/equiv/index.php) and [http://www.admissions.iastate.edu/transfer/transfer\\_plans.php](http://www.admissions.iastate.edu/transfer/transfer_plans.php) or by visiting [www.transferiniowa.org/](http://www.transferiniowa.org/)
  - An updated transfer plan website to display the Iowa community college agreements - <http://www.admissions.iastate.edu/transfer/plans.php>
    - 18,838 visits and 12,305 unique visitors September 15, 2019 to September 15, 2020
- Iowa State chairs the Transfer Relations Committee for the Iowa ACAC (Association for College Admissions Counseling)
- Student ambassador programs where prospective transfer students meet currently enrolled transfer students.
- Lead statewide conversation regarding articulation of agricultural programs and the implementation of common course descriptions, outcomes and assessment development by the community colleges.
- CALS has a college-wide transfer committee that meets monthly to discuss topics relevant to transfer, such as outreach, articulation, and recruitment with liaisons for each Iowa community college as a way to facilitate communication and outreach.
- 20 students who were in APP are now here as ISU (Ivy College of Business) students for Fall 2020.
- 124 transfer students in our Ivy Learning Communities - TBLT (Transfer Business Learning Team)/BusAd 102 section.
- Approximately 80 students enrolled in 2 sections of traditional orientation class (BusAd 103) designated for transfer students.
- Approximately \$37,550 in scholarships was awarded to incoming transfer students.
- College of Design (COD) created a marketing piece for transfer students and sends out transfer-specific messaging.
- COD met with DMAACC-Ankeny academic advisers to provide guidance on transferring into design majors.
- E-APP (Engineering Admissions Partnership Program) offers an expanded partnership opportunity to Iowa community college students who plan to transfer to ISU in an engineering field.
- A September 2019 event was held in conjunction with the Engineering Career Fair and welcomed students from across the state. The half-day transfer student workshop assisted students with course planning and transfer decision making/preparation, a discussion of core competencies regarding networking with potential employers, and meetings with academic advisers from engineering departments. The program culminates with students attending the College of Engineering Career Fair.
- College of Liberal Arts & Sciences (CLAS) has a liaison on the Hawkeye and Kirkwood CC Liberal Arts Advisory Committees.
- Women in Science and Engineering provided free tutoring to 65 female-identifying transfer students, and over 30 transfer students participate in WISE Transfer Experience activities annually.



Home   Transfer Advising   Reverse Credit Transfer   Distance Education   Contact Us

## A Rich Tradition

The state of Iowa has a rich tradition of providing quality post-secondary educational opportunities for its citizens that also attracts students from all over the country and world. Today, Iowa's three Regent universities and 15 community colleges serve more than 150,000 students annually!

Iowa's Regent universities and community colleges have joined to create this Web site dedicated to seamless transfer. Our intent is simple - to create a one-stop resource to help you plan for your future.

### Transferring Your Credit

The number one question transfer students ask is "How will my credits transfer?" Follow the 'Transferring Your Credit' links below to discover how your courses may transfer to the Regent universities. We invite you to explore, discover, and continue to dream big. We will work together to help you reach your educational goals and aspirations.

 <p><b>IOWA STATE UNIVERSITY</b> Transferring Your Credit (TRANSIT) Transfer Admissions</p>	 <p><b>THE UNIVERSITY OF IOWA</b> Transfer Planning Resources Transfer Admissions</p>	 <p><b>University of Northern Iowa</b> Transferring Your Credit (TRANSFER PLAN-IT) Transfer Admissions College Portrait</p>
---	---	---



Copyright © 2005-2021, Board of Regents, State of Iowa      Disclaimer Disclosures



## 2021 Community College Transfer Report



All Iowa Community Colleges 2015-16 to 2017-18 Entry Cohorts  
Transfer Students by CC Credit Hours --> Regents --> Returned for 3rd Year or Graduated



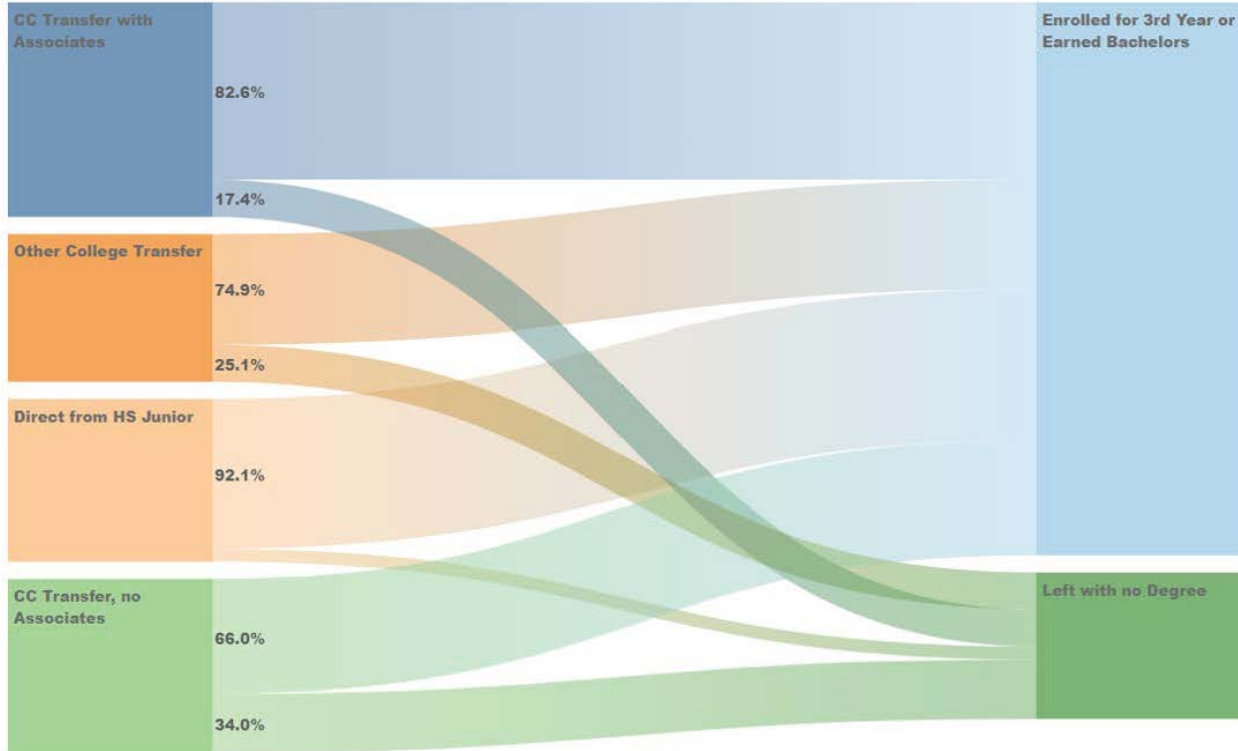




## 2021 Community College Transfer Report



All Iowa Community Colleges 2015-16 to 2017-18 Entry Cohorts  
Student Category --> Returned for 3rd Year or Graduated



Junior status is based on accumulated credit hours, not on the number of years in attendance. Other College Transfers are students transferring into a Regent university from a college other than an Iowa community college.



## 2021 Community College Transfer Report



Comparing Regent University Juniors to **All Iowa Community Colleges** Transfer Students  
(Average of 2017-18 to 2019-20 Entry Cohorts)

	Credit Hours Earned Prior to Transfer to Regent University	GPA Earned Prior to Entering Regent University	First Term Credit Hours Completed at Regent University	First Term GPA Earned at Regent University	First Year Credit Hours Completed at Regent University	First Year GPA Earned at Regent University	Cumulative GPA Earned at Regent University	High School GPA	ACT Composite Score
CC Transfer with Associates	<b>62.5</b> 3845	<b>3.18</b> 3845	<b>12.6</b> 3845	<b>2.94</b> 3845	<b>25.0</b> 3845	<b>2.97</b> 3845	<b>3.00</b> 3845	<b>3.35</b> 3845	<b>21.5</b> 3845
CC Transfer, no Associates	<b>51.2</b> 3211	<b>3.04</b> 3211	<b>12.0</b> 3211	<b>2.57</b> 3211	<b>23.0</b> 3211	<b>2.68</b> 3211	<b>2.70</b> 3211	<b>3.24</b> 3211	<b>21.6</b> 3211
Direct from HS Junior	<b>20.2</b> 6049	<b>3.51</b> 6049	<b>14.5</b> 6049	<b>3.19</b> 6049	<b>29.0</b> 6049	<b>3.19</b> 6049	<b>3.24</b> 6049	<b>3.69</b> 6049	<b>24.7</b> 6049
Other College Transfer	<b>48.7</b> 2722	<b>3.15</b> 2722	<b>13.0</b> 2722	<b>2.88</b> 2722	<b>24.9</b> 2722	<b>2.94</b> 2722	<b>2.96</b> 2722	<b>3.47</b> 2722	<b>23.6</b> 2722
Grand Total	<b>42.2</b> 15827	<b>3.25</b> 15827	<b>13.3</b> 15827	<b>2.95</b> 15827	<b>26.1</b> 15827	<b>3.00</b> 15827	<b>3.03</b> 15827	<b>3.58</b> 15827	<b>23.7</b> 15827

\*\* = Number suppressed due to small cell size n < 6

**Student counts (numbers in small font within cells)** represent the count of unique transfer students who enrolled in a Regent university for a specific cohort or aggregation of cohorts.

**CC Credit Hours Transferred** represent the number of college credit hours that a student transferred into a Regent university. Not all credit hours were necessarily earned at Iowa CC from which a student transferred.

**First Term Year GPA/Credits** represent grades and credit hours earned at the Regent university after transfer from an Iowa community college.

**Retention 1 Year after Transfer** represents the percentage of CC transfer students who enrolled at a Regent university one year after first enrolling at a Regent university. Calculated by dividing the number of unique CC transfers enrolled one year after entering a Regent university by the number of unique CC who first enrolled in a Regent university for a given cohort or aggregation of cohorts.

**GPA Earned Prior to Entering Regent University** represents the cumulative GPA for a transfer student prior to entering their current Regent university.

**High School GPA & ACT Composite Scores** are self-report by approximately 50% of Iowa CC transfers because they are not required for transfer to a Regent university.

2021 Community College Transfer Report created by Board of Regents, State of Iowa 3/18/2021 11:29:12 AM



## 2021 Community College Transfer Report



Table 4: First Semester University GPA for All Iowa Community Colleges  
by Transfer Credit Hours & University Cohort

Transfer Credit Hours	2015-16				2016-17				2017-18				2018-19				2019-20			
	ISU	SUI	UNI	Avg.	ISU	SUI	UNI	Avg.	ISU	SUI	UNI	Avg.	ISU	SUI	UNI	Avg.	ISU	SUI	UNI	Avg.
0-30 transfer credit hours	2.04 61	2.48 37	2.20 41	2.21 139	2.23 68	2.23 55	2.61 29	2.29 152	2.09 59	2.36 30	2.49 19	2.23 108	1.98 43	2.60 47	2.41 25	2.35 115	2.62 37	2.57 44	2.86 17	2.64 98
31-45 transfer credit hours	2.17 151	2.40 58	2.48 73	2.30 282	2.21 126	2.59 85	2.53 65	2.41 276	2.16 109	2.31 66	2.68 60	2.34 235	2.37 96	2.50 82	2.58 63	2.47 241	2.61 98	2.88 67	2.78 48	2.73 213
46-60 transfer credit hours	2.26 175	2.46 67	2.54 98	2.38 340	2.27 139	2.58 132	2.65 71	2.46 342	2.38 157	2.61 166	2.58 81	2.51 404	2.58 119	2.59 178	2.71 93	2.62 390	2.58 117	2.85 146	2.77 78	2.74 341
61+ transfer credit hours, no degree	2.40 271	3.01 44	2.90 76	2.57 391	2.44 293	2.76 33	2.73 79	2.52 405	2.41 285	2.82 41	2.58 58	2.48 384	2.47 244	2.68 47	2.67 63	2.53 354	2.82 263	2.62 30	2.89 53	2.82 346
Associate in Arts (AA)	2.78 437	2.55 378	2.87 427	2.74 1242	2.83 368	2.72 455	2.90 435	2.81 1258	2.94 366	2.69 237	2.94 460	2.88 1053	2.89 312	2.78 260	3.07 379	2.93 971	3.04 341	2.86 332	3.03 377	2.98 1050
Associate in Applied Science (AAS)	2.90 60	3.17 33	2.82 44	2.94 137	2.87 44	3.03 9	3.00 27	2.93 80	2.94 52	3.16 35	2.92 38	3.00 125	3.15 59	3.20 59	2.73 32	3.09 150	2.98 44	3.24 72	2.99 36	3.11 152
Associate in Science (AS)	2.65 71	2.64 59	2.81 9	2.66 139	2.80 70	3.28 12	2.99 13	2.87 95	2.91 58	2.80 42	3.13 12	2.89 112	2.78 65	3.07 42	3.15 10	2.92 117	2.85 68	2.92 62	2.99 7	2.89 137
AVERAGE	2.51 1226	2.60 676	2.76 768	2.60 2670	2.55 1108	2.66 781	2.82 719	2.66 2608	2.60 1086	2.66 617	2.84 728	2.69 2431	2.67 938	2.74 735	2.90 665	2.75 2338	2.85 968	2.88 753	2.96 616	2.89 2337

\*\* = Number suppressed due to small cell size n < 6

First Semester University GPA represents the Grade Point Average earned by Iowa CC transfer students during their first semester/term at a Regent university. It does not include GPA or course grades earned prior to transfer.

Student counts (numbers in small font within cells) represent the count of unique transfer students who enrolled in a Regent university for a specific cohort or aggregation of cohorts

Cohorts identify when an Iowa CC transfer student first enrolled at a Regent university (e.g., 2009-10 Cohort = entered a Regent university during Summer or Fall of 2009 or Spring of 2010).

CC Credit Hours Transferred represent the number of college credit hours that a student transferred into a Regent university. Not all credit hours were necessarily earned at Iowa CC from which a student transferred.

2021 Community College Transfer Report created by Board of Regents, State of Iowa 3/18/2021 11:29:12 AM



## 2021 Community College Transfer Report



Table 5: First Semester University Credit Hours for All Iowa Community Colleges  
by Transfer Credit Hours & University Cohort

Transfer Credit Hours	2015-16				2016-17				2017-18				2018-19				2019-20			
	ISU	SUI	UNI	Avg.	ISU	SUI	UNI	Avg.	ISU	SUI	UNI	Avg.	ISU	SUI	UNI	Avg.	ISU	SUI	UNI	Avg.
0-30 transfer credit hours	11.4 61	13.4 37	9.9 41	11.5 139	11.4 68	10.5 55	11.9 29	11.2 152	10.6 59	12.4 30	10.9 19	11.1 108	10.2 43	12.6 47	11.0 25	11.5 115	12.4 37	12.2 44	13.6 17	12.5 98
31-45 transfer credit hours	11.0 151	12.2 58	11.5 73	11.4 282	12.2 126	11.1 85	11.0 65	11.6 276	11.2 109	12.3 66	11.3 60	11.5 235	12.0 96	11.7 82	11.0 63	11.6 241	12.2 98	13.4 67	12.5 48	12.6 213
46-60 transfer credit hours	12.1 175	12.0 67	10.5 98	11.6 340	11.5 139	11.1 132	11.4 71	11.3 342	11.8 157	12.5 166	11.7 81	12.1 404	12.4 119	12.3 178	11.1 93	12.1 390	12.4 117	13.2 146	11.4 78	12.5 341
61+ transfer credit hours, no degree	11.5 271	12.7 44	10.4 76	11.4 391	11.7 293	11.5 33	10.5 79	11.4 405	11.6 285	12.8 41	11.5 58	11.7 384	12.2 244	12.2 47	11.5 63	12.1 354	12.7 263	11.1 30	12.2 53	12.4 346
Associate in Arts (AA)	12.8 437	12.2 378	11.9 427	12.3 1242	12.6 368	10.9 455	11.7 435	11.7 1258	13.0 366	12.3 237	12.1 460	12.5 1053	13.0 312	12.3 280	12.4 379	12.6 971	13.2 341	12.8 332	12.7 377	12.9 1050
Associate in Applied Science (AAS)	13.0 60	9.1 33	11.4 44	11.6 137	13.6 44	7.8 9	12.7 27	12.9 80	13.3 52	9.3 35	10.8 38	11.4 125	13.5 59	9.7 59	10.9 32	11.6 150	14.3 44	10.3 72	11.6 36	11.8 152
Associate in Science (AS)	12.1 71	11.1 59	13.0 9	11.8 139	12.6 70	11.4 12	11.9 13	12.4 95	13.4 58	11.7 42	14.3 12	12.8 112	12.3 65	12.0 42	11.6 10	12.1 117	12.7 68	13.2 62	13.6 7	13.0 137
AVERAGE	12.1 1226	12.0 676	11.4 768	11.9 2670	12.1 1108	11.0 781	11.5 719	11.6 2608	12.2 1066	12.2 617	11.9 728	12.1 2431	12.5 938	12.0 735	11.9 665	12.2 2338	12.8 968	12.6 753	12.5 616	12.7 2337

\*\* = Number suppressed due to small cell size n < 6

First Semester University Credit Hours represent the number of credit hours completed by a student during their first semester term of enrollment at a Regent university.

Student counts (numbers in small font within cells) represent the count of unique transfer students who enrolled in a Regent university for a specific cohort or aggregation of cohorts

Cohorts identify when an Iowa CC transfer student first enrolled at a Regent university (e.g., 2009-10 Cohort = entered a Regent university during Summer or Fall of 2009 or Spring of 2010).

CC Credit Hours Transferred represent the number of college credit hours that a student transferred into a Regent university. Not all credit hours were necessarily earned at Iowa CC from which a student transferred.

2021 Community College Transfer Report created by Board of Regents, State of Iowa 3/18/2021 11:29:12 AM



## 2021 Community College Transfer Report



**Table 6: First Year University GPA for All Iowa Community Colleges  
by Transfer Credit Hours & University Cohort**

Transfer Credit Hours	2015-16				2016-17				2017-18				2018-19				2019-20			
	ISU	SUI	UNI	Avg.	ISU	SUI	UNI	Avg.	ISU	SUI	UNI	Avg.	ISU	SUI	UNI	Avg.	ISU	SUI	UNI	Avg.
0-30 transfer credit hours	2.09 61	2.53 37	2.18 41	2.24 139	2.34 68	2.19 55	2.63 29	2.33 152	2.41 59	2.26 30	2.44 19	2.37 108	2.20 43	2.71 47	2.44 25	2.49 115	2.62 37	2.78 44	2.90 17	2.75 98
31-45 transfer credit hours	2.36 151	2.39 58	2.50 73	2.40 282	2.42 126	2.56 85	2.47 65	2.48 276	2.35 109	2.32 66	2.59 60	2.41 235	2.60 96	2.50 82	2.55 63	2.55 241	2.97 98	3.02 67	2.89 48	2.97 213
46-60 transfer credit hours	2.41 175	2.44 67	2.49 98	2.44 340	2.46 139	2.55 132	2.64 71	2.53 342	2.45 157	2.57 166	2.54 81	2.52 404	2.69 119	2.64 178	2.65 93	2.65 390	2.85 117	2.98 146	2.71 78	2.87 341
61+ transfer credit hours, no degree	2.50 271	2.91 44	2.77 76	2.61 391	2.61 293	2.78 33	2.70 79	2.65 405	2.57 285	2.77 41	2.67 58	2.61 384	2.62 244	2.60 47	2.67 63	2.63 354	3.05 263	2.91 30	2.98 53	3.02 346
Associate in Arts (AA)	2.77 437	2.55 378	2.87 427	2.74 1242	2.82 368	2.69 455	2.90 435	2.80 1258	2.94 366	2.67 237	2.91 460	2.87 1053	2.87 312	2.78 260	3.06 379	2.92 971	3.15 341	3.02 332	3.11 377	3.10 1050
Associate in Applied Science (AAS)	2.85 60	3.05 33	2.76 44	2.87 137	2.80 44	2.70 9	2.83 27	2.80 80	2.77 52	3.15 35	2.96 38	2.94 125	3.05 59	3.23 59	2.64 32	3.04 150	3.11 44	3.41 72	2.94 36	3.20 152
Associate in Science (AS)	2.67 71	2.67 59	2.69 9	2.67 139	2.79 70	3.15 12	3.00 13	2.86 95	2.93 58	2.82 42	3.08 12	2.90 112	2.86 65	3.09 42	3.05 10	2.96 117	3.10 68	3.09 62	3.06 7	3.09 137
<b>AVERAGE</b>	<b>2.59</b> 1226	<b>2.58</b> 676	<b>2.74</b> 768	<b>2.63</b> 2670	<b>2.65</b> 1108	<b>2.63</b> 781	<b>2.80</b> 719	<b>2.69</b> 2608	<b>2.69</b> 1066	<b>2.63</b> 617	<b>2.82</b> 728	<b>2.72</b> 2431	<b>2.75</b> 938	<b>2.75</b> 735	<b>2.88</b> 665	<b>2.79</b> 2338	<b>3.05</b> 968	<b>3.04</b> 753	<b>3.02</b> 616	<b>3.03</b> 2337

\*\* = Number suppressed due to small cell size n < 6

**First Year University GPA** represents the Grade Point Average earned by by Iowa CC transfer students during their first year enrolled at a Regent university. It does not include GPA or course grades earned prior to transfer.

**Cohorts** identify when an Iowa CC transfer student first enrolled at a Regent university (e.g., 2009-10 Cohort = entered a Regent university during Summer or Fall of 2009 or Spring of 2010).

**Student counts (numbers in small font within cells)** represent the count of unique transfer students who enrolled in a Regent university for a specific cohort or aggregation of cohorts.

2021 Community College Transfer Report created by Board of Regents, State of Iowa 3/18/2021 11:29:12 AM





## 2021 Community College Transfer Report



**Table 7: First Year University Credit Hours for All Iowa Community Colleges  
by Transfer Credit Hours & University Cohort**

Transfer Credit Hours	2015-16				2016-17				2017-18				2018-19				2019-20			
	ISU	SUI	UNI	Avg.	ISU	SUI	UNI	Avg.	ISU	SUI	UNI	Avg.	ISU	SUI	UNI	Avg.	ISU	SUI	UNI	Avg.
0-30 transfer credit hours	21.6 61	24.1 37	17.6 41	21.2 139	21.5 68	19.8 55	22.1 29	21.0 152	20.2 59	21.9 30	18.7 19	20.4 108	18.9 43	24.9 47	18.5 25	21.4 115	22.2 37	24.7 44	22.8 17	23.3 98
31-45 transfer credit hours	21.6 151	22.5 58	22.0 73	21.9 282	23.6 126	23.1 85	21.4 65	22.9 276	21.1 109	22.3 66	22.5 60	21.8 235	23.2 96	23.0 82	21.9 63	22.8 241	23.9 98	27.1 67	23.8 48	24.8 213
46-60 transfer credit hours	22.8 175	21.4 67	20.1 98	21.7 340	22.4 139	22.2 132	21.3 71	22.1 342	22.2 157	23.0 166	22.7 81	22.6 404	23.9 119	22.3 178	20.8 93	22.4 390	24.5 117	26.5 146	20.1 78	24.3 341
61+ transfer credit hours, no degree	21.7 271	24.5 44	22.5 76	22.2 391	22.3 293	24.2 33	21.3 79	22.3 405	22.1 285	23.8 41	23.5 58	22.5 384	23.0 244	24.4 47	22.1 63	23.0 354	24.9 263	22.8 30	24.6 53	24.7 346
Associate in Arts (AA)	25.7 437	23.1 378	23.6 427	24.2 1242	25.2 368	22.9 455	23.9 435	23.9 1258	26.1 366	23.5 237	24.2 460	24.7 1063	25.9 312	23.3 260	25.4 379	25.0 971	26.5 341	26.3 332	25.2 377	25.9 1050
Associate in Applied Science (AAS)	26.4 60	18.1 33	21.7 44	23.0 137	25.8 44	18.3 9	25.4 27	25.0 80	26.7 52	18.3 35	21.2 38	22.7 125	27.2 59	17.9 59	21.0 32	22.4 150	29.0 44	20.8 72	23.3 36	24.0 152
Associate in Science (AS)	24.5 71	21.5 59	24.8 9	23.3 139	25.4 70	21.3 12	22.8 13	24.5 95	25.9 58	22.5 42	27.4 12	24.8 112	24.4 65	22.8 42	20.7 10	23.5 117	26.0 68	26.9 62	26.4 7	26.4 137
AVERAGE	23.7 1226	22.6 676	22.5 768	23.1 2670	23.8 1108	22.6 781	23.1 719	23.2 2608	23.7 1086	22.8 617	23.6 728	23.5 2431	24.3 938	22.8 735	23.7 665	23.6 2338	25.5 968	25.7 753	24.2 616	25.2 2337

\*\* = Number suppressed due to small cell size n < 6

**First Year University Credit Hours** represent the number of credit hours completed by a student during their first year of enrollment at a Regent university.

**Cohorts** identify when an Iowa CC transfer student first enrolled at a Regent university (e.g., 2009-10 Cohort = entered a Regent university during Summer or Fall of 2009 or Spring of 2010).

**Student counts** (numbers in small font within cells) represent the count of unique transfer students who enrolled in a Regent university for a specific cohort or aggregation of cohorts.

2021 Community College Transfer Report created by Board of Regents, State of Iowa 3/18/2021 11:29:12 AM



## 2021 Community College Transfer Report



**Table 8: Retention 1 Year After Transferring to a Regent University  
by CC Transfer Credit Hours for All Iowa Community Colleges**

Transfer Credit Hours	2015-16				2016-17				2017-18				2018-19				2019-20			
	ISU	SUI	UNI	Avg.	ISU	SUI	UNI	Avg.	ISU	SUI	UNI	Avg.	ISU	SUI	UNI	Avg.	ISU	SUI	UNI	Avg.
0-30 transfer credit hours	72% 61	86% 37	59% 41	72% 139	71% 68	80% 55	62% 29	72% 152	66% 59	70% 30	63% 19	67% 108	51% 43	87% 47	44% 25	64% 115	63% 37	81% 44	57% 17	72% 98
31-45 transfer credit hours	79% 151	72% 58	71% 73	76% 282	75% 126	81% 85	78% 65	78% 276	68% 109	68% 66	75% 60	70% 235	74% 96	82% 82	70% 63	76% 241	83% 98	84% 67	83% 48	83% 213
46-60 transfer credit hours	80% 175	75% 67	77% 98	78% 340	76% 139	76% 132	72% 71	75% 342	79% 157	76% 166	77% 81	77% 404	82% 119	83% 178	80% 93	82% 390	80% 117	84% 146	82% 78	83% 341
61+ transfer credit hours, no degree	70% 271	86% 44	79% 76	74% 391	76% 293	91% 33	77% 79	78% 405	76% 285	80% 41	91% 58	79% 384	73% 244	77% 47	73% 63	73% 354	80% 263	80% 30	79% 53	80% 346
Associate in Arts (AA)	95% 437	82% 378	90% 427	89% 1242	92% 368	83% 455	89% 435	88% 1258	95% 366	86% 237	87% 460	90% 1063	92% 312	86% 280	89% 379	89% 971	93% 341	84% 332	87% 377	88% 1050
Associate in Applied Science (AAS)	90% 60	79% 33	77% 44	83% 137	89% 44	67% 9	74% 27	81% 80	94% 52	83% 35	79% 38	86% 125	97% 59	83% 59	66% 32	85% 150	100% 44	79% 72	80% 36	85% 152
Associate in Science (AS)	94% 71	78% 59	89% 9	87% 139	91% 70	83% 12	92% 13	91% 95	93% 58	88% 42	83% 12	90% 112	95% 65	76% 42	80% 10	87% 117	92% 68	81% 62	86% 7	86% 137
<b>AVERAGE</b>	<b>84%</b> 1226	<b>81%</b> 676	<b>83%</b> 768	<b>83%</b> 2670	<b>82%</b> 1108	<b>82%</b> 781	<b>83%</b> 719	<b>82%</b> 2608	<b>83%</b> 1086	<b>80%</b> 617	<b>84%</b> 728	<b>83%</b> 2431	<b>83%</b> 938	<b>84%</b> 735	<b>82%</b> 665	<b>83%</b> 2338	<b>86%</b> 968	<b>83%</b> 753	<b>85%</b> 616	<b>85%</b> 2337

\*\* = Number suppressed due to small cell size n < 6

**Retention 1 Year after Transfer** represents the percentage of CC transfer students who enrolled at a Regent university one year after first enrolling at a Regent university. Calculated by dividing the number of unique CC transfers enrolled one year after entering a Regent university by the number of unique CC who first enrolled in a Regent university for a given cohort or aggregation of cohorts.

**Cohorts** identify when an Iowa CC transfer student first enrolled at a Regent university (e.g., 2009-10 Cohort = entered a Regent university during Summer or Fall of 2009 or Spring of 2010).

**Student counts (numbers in small font within cells)** represent the count of unique transfer students who enrolled in a Regent university for a specific cohort or aggregation of cohorts.

2021 Community College Transfer Report created by Board of Regents, State of Iowa 3/18/2021 11:29:12 AM





## 2021 Community College Transfer Report



Table 9: First Semester Regent University GPA Trends  
by Community College, University & University Cohort

Community College	Iowa State University					University of Iowa					University of Northern Iowa					Grand Total
	2015-16	2016-17	2017-18	2018-19	2019-20	2015-16	2016-17	2017-18	2018-19	2019-20	2015-16	2016-17	2017-18	2018-19	2019-20	
Des Moines Area Community College	2.53 652	2.54 558	2.57 542	2.62 451	2.88 494	2.68 102	2.60 124	2.82 121	2.75 161	3.07 137	2.66 71	2.98 74	2.77 77	2.94 92	2.94 84	2.67 3740
Eastern Iowa Community College District	2.82 42	2.54 48	2.58 42	2.65 44	2.95 39	2.68 63	2.69 71	2.44 68	2.67 78	2.71 81	2.84 42	2.72 35	2.88 32	3.01 25	3.05 23	2.71 733
Elkworth Community College	2.55 33	2.30 31	2.40 15	2.91 21	2.51 13	2.69 6	**	**	**	**	2.72 32	2.30 15	2.80 24	2.80 17	3.07 18	2.65 243
Hawkeye Community College	2.60 37	2.64 37	2.74 22	2.94 39	3.05 39	2.54 16	2.52 21	2.64 18	2.80 21	2.84 26	2.73 202	2.82 172	2.77 179	2.77 167	2.95 151	2.79 1147
Indian Hills Community College	2.37 28	2.68 29	2.83 37	3.06 23	2.91 21	2.37 31	2.86 18	2.91 14	2.88 20	2.76 35	2.82 28	2.88 29	2.98 30	2.95 26	2.84 17	2.79 386
Iowa Central Community College	2.23 67	2.45 68	2.45 89	2.26 70	2.75 74	2.71 25	2.40 24	2.63 30	2.79 31	2.79 27	2.72 69	2.58 78	2.69 73	3.01 59	2.90 58	2.61 842
Iowa Lakes Community College	2.50 22	2.68 19	2.44 22	2.78 20	2.43 16	**	**	**	**	2.66 11	2.81 19	2.75 16	3.03 10	2.65 15	2.91 15	2.69 203
Iowa Western Community College	2.38 44	2.46 32	2.45 39	2.74 26	2.58 29	2.86 9	2.71 25	2.09 8	2.56 10	2.68 14	2.35 13	2.66 11	3.13 8	2.66 11	**	2.55 282
Kirkwood Community College	2.61 112	2.59 121	2.76 127	2.84 92	2.96 107	2.50 299	2.64 331	2.72 258	2.73 298	2.86 308	2.83 130	2.87 118	2.84 118	2.96 110	3.08 92	2.75 2621
Marshalltown Community College	2.48 33	2.64 35	2.45 30	2.64 42	2.87 18	2.63 19	2.47 7	1.66 9	2.43 10	**	2.49 15	2.74 31	3.02 25	3.11 27	2.76 17	2.67 323
North Iowa Area Community College	2.47 71	2.80 63	2.45 41	2.63 37	2.87 47	2.57 21	3.06 17	2.49 12	2.77 23	3.40 24	2.96 81	2.88 60	2.95 78	2.99 45	3.03 73	2.84 693
Northeast Iowa Community College	2.26 22	2.03 7	2.68 14	2.99 10	2.88 14	2.40 15	2.64 16	2.64 19	2.69 14	2.90 16	2.84 27	3.10 27	3.14 20	3.06 18	2.78 26	2.77 265
Northwest Iowa Community College	**	**	**	**	3.15 6	3.35 7	**	**	**	**	**	**	**	3.66 7	3.21 7	3.07 66
Southeastern Community College	2.45 16	2.33 15	2.62 16	2.70 22	2.68 11	2.88 28	2.63 33	2.39 23	2.76 25	2.76 43	2.98 11	2.83 15	3.07 23	2.83 29	2.48 13	2.71 323
Southwestern Community College	2.51 28	2.55 23	2.59 23	2.81 15	2.35 18	**	2.21 6	**	3.14 10	**	**	3.12 7	2.28 7	**	**	2.65 160
Western Iowa Tech Community College	2.10 14	2.74 17	3.15 23	2.65 24	2.69 22	2.83 8	2.79 21	2.24 13	2.65 12	2.62 13	2.19 6	2.62 9	3.23 7	**	**	2.69 198
AVERAGE	2.51 1226	2.55 1108	2.60 1086	2.67 938	2.85 968	2.69 658	2.65 726	2.66 610	2.74 727	2.88 751	2.76 752	2.81 699	2.84 714	2.91 655	2.96 607	2.71 12225

\*\* = Number suppressed due to small cell size n < 6

First Semester University GPA represents the Grade Point Average earned by Iowa CC transfer students during their first semester/term at a Regent university. It does not include GPA or course grades earned prior to transfer.

Cohorts identify when an Iowa CC transfer student first enrolled at a Regent university (e.g., 2009-10 Cohort = entered a Regent university during Summer or Fall of 2009 or Spring of 2010).

Student counts (numbers in small font within cells) represent the count of unique transfer students who enrolled in a Regent university for a specific cohort or aggregation of cohorts.

2021 Community College Transfer Report created by Board of Regents, State of Iowa 3/19/2021 11:29:12 AM



## 2021 Community College Transfer Report



**Table 10: First Semester Regent University Credit Hour Trends  
by Community College, University & University Cohort**

Community College	Iowa State University					University of Iowa					University of Northern Iowa					Grand Total
	2015-16	2016-17	2017-18	2018-19	2019-20	2015-16	2016-17	2017-18	2018-19	2019-20	2015-16	2016-17	2017-18	2018-19	2019-20	
Des Moines Area Community College	12.0 652	11.9 558	11.9 542	12.1 451	12.7 494	12.3 102	10.9 124	12.5 121	11.8 161	12.1 137	11.6 71	11.2 74	11.9 77	11.6 92	13.0 84	12.0 3740
Eastern Iowa Community College District	13.2 42	13.1 48	12.6 42	13.0 44	12.9 39	12.9 63	11.7 71	12.7 68	12.4 78	12.8 81	12.0 42	11.0 35	11.6 32	12.1 25	12.3 23	12.5 733
Elsworth Community College	13.1 33	10.6 31	13.0 15	14.0 21	13.5 13	11.0 8	**	**	**	**	11.6 32	10.9 15	12.5 24	12.6 17	12.7 18	12.3 243
Hawkeye Community College	12.3 37	12.9 37	12.8 22	12.5 39	14.8 39	11.9 16	10.8 21	12.4 18	11.5 21	12.5 26	10.8 202	11.2 172	11.5 179	11.4 167	11.6 151	11.6 1147
Indian Hills Community College	12.9 28	11.8 29	13.7 37	14.6 23	12.6 21	12.1 31	11.4 18	14.5 14	12.8 20	13.1 35	12.1 28	11.3 29	12.1 30	11.9 26	12.5 17	12.6 368
Iowa Central Community College	11.5 67	12.0 68	12.1 89	12.2 70	13.1 74	12.1 25	10.6 24	12.0 30	13.1 31	13.9 27	12.1 69	10.9 78	12.1 73	12.1 59	12.8 58	12.1 842
Iowa Lakes Community College	10.4 22	12.4 19	11.5 22	11.8 20	13.5 16	**	**	**	**	11.3 11	13.1 19	11.1 16	11.8 10	11.5 15	12.7 15	11.8 203
Iowa Western Community College	12.3 44	12.7 32	11.1 39	13.9 26	12.4 29	11.4 9	11.6 25	10.3 8	10.8 10	12.3 14	9.5 13	11.3 11	11.6 8	11.3 11	**	11.9 282
Kirkwood Community College	13.1 112	12.3 121	12.5 127	13.0 92	13.3 107	11.7 299	10.6 331	11.9 258	12.0 298	12.5 308	11.4 130	12.2 118	11.4 118	12.0 110	13.0 92	12.0 2621
Marshalltown Community College	12.2 33	11.7 35	12.6 30	12.4 42	11.9 18	12.3 19	11.3 7	10.3 9	9.8 10	**	9.2 15	12.2 31	12.4 25	12.7 27	11.5 17	11.9 323
North Iowa Area Community College	12.2 71	13.2 63	12.9 41	13.9 37	13.1 47	11.5 21	12.2 17	12.3 12	11.8 23	14.1 24	12.2 81	11.8 60	12.2 78	13.2 45	12.8 73	12.6 693
Northeast Iowa Community College	11.7 22	11.2 7	13.4 14	12.0 10	13.6 14	11.3 15	10.1 16	12.3 19	13.2 14	13.0 16	11.0 27	11.8 27	12.5 20	12.3 18	12.2 26	12.1 265
Northwest Iowa Community College	**	**	**	**	13.7 6	13.9 7	**	**	**	**	**	**	**	13.1 7	13.7 7	13.3 66
Southeastern Community College	10.6 16	12.9 15	13.3 16	12.7 22	12.4 11	12.3 28	11.7 33	12.4 23	13.1 25	12.5 43	13.5 11	12.4 15	13.0 23	12.0 29	11.4 13	12.4 323
Southwestern Community College	12.7 28	13.4 23	13.0 23	12.9 15	10.2 18	**	9.0 6	**	12.3 10	**	**	13.0 7	11.4 7	**	**	12.4 160
Western Iowa Tech Community College	8.7 14	11.8 17	13.0 23	12.2 24	12.3 22	12.3 8	12.0 21	11.4 13	12.0 12	11.5 13	8.2 6	11.0 9	13.7 7	**	**	11.8 198
<b>AVERAGE</b>	<b>12.1</b> 1226	<b>12.1</b> 1108	<b>12.2</b> 1086	<b>12.5</b> 938	<b>12.8</b> 968	<b>12.0</b> 658	<b>10.9</b> 726	<b>12.2</b> 610	<b>12.1</b> 727	<b>12.6</b> 751	<b>11.4</b> 752	<b>11.5</b> 699	<b>11.9</b> 714	<b>11.9</b> 655	<b>12.5</b> 607	<b>12.1</b> 12225

\*\* = Number suppressed due to small cell size n < 6

**First Semester University Credit Hours** represent the number of credit hours completed by a student during their first semester term of enrollment at a Regent university.

**Cohorts** identify when an Iowa CC transfer student first enrolled at a Regent university (e.g., 2009-10 Cohort = entered a Regent university during Summer or Fall of 2009 or Spring of 2010).

**Student counts (numbers in small font within cells)** represent the count of unique transfer students who enrolled in a Regent university for a specific cohort or aggregation of cohorts.

2021 Community College Transfer Report created by Board of Regents, State of Iowa 3/19/2021 11:29:12 AM



## 2021 Community College Transfer Report



**Table 11: First Year Regent University GPA Trends  
by Community College, University & University Cohort**

Community College	Iowa State University					University of Iowa					University of Northern Iowa					Grand Total
	2015-16	2016-17	2017-18	2018-19	2019-20	2015-16	2016-17	2017-18	2018-19	2019-20	2015-16	2016-17	2017-18	2018-19	2019-20	
Des Moines Area Community College	<b>2.61</b> 652	<b>2.63</b> 558	<b>2.68</b> 542	<b>2.75</b> 451	<b>3.07</b> 494	<b>2.62</b> 102	<b>2.60</b> 124	<b>2.81</b> 121	<b>2.77</b> 161	<b>3.18</b> 137	<b>2.65</b> 71	<b>2.94</b> 74	<b>2.75</b> 77	<b>2.91</b> 92	<b>3.03</b> 84	<b>2.76</b> 3740
Eastern Iowa Community College District	<b>2.74</b> 42	<b>2.63</b> 48	<b>2.63</b> 42	<b>2.64</b> 44	<b>3.04</b> 39	<b>2.75</b> 63	<b>2.72</b> 71	<b>2.46</b> 68	<b>2.57</b> 78	<b>3.00</b> 81	<b>2.82</b> 42	<b>2.58</b> 35	<b>2.84</b> 32	<b>3.00</b> 25	<b>3.06</b> 23	<b>2.74</b> 733
Elkworth Community College	<b>2.47</b> 33	<b>2.50</b> 31	<b>2.70</b> 15	<b>2.94</b> 21	<b>2.70</b> 13	<b>2.79</b> 8	**	**	**	**	<b>2.69</b> 32	<b>2.37</b> 15	<b>2.54</b> 24	<b>2.94</b> 17	<b>3.05</b> 18	<b>2.70</b> 243
Hawkeye Community College	<b>2.57</b> 37	<b>2.74</b> 37	<b>2.78</b> 22	<b>2.96</b> 39	<b>3.35</b> 39	<b>2.61</b> 16	<b>2.57</b> 21	<b>2.55</b> 18	<b>2.88</b> 21	<b>3.00</b> 26	<b>2.72</b> 202	<b>2.79</b> 172	<b>2.78</b> 179	<b>2.78</b> 167	<b>2.99</b> 151	<b>2.81</b> 1147
Indian Hills Community College	<b>2.54</b> 28	<b>2.76</b> 29	<b>2.90</b> 37	<b>3.05</b> 23	<b>2.93</b> 21	<b>2.33</b> 31	<b>2.71</b> 18	<b>2.90</b> 14	<b>2.97</b> 20	<b>3.01</b> 35	<b>2.81</b> 28	<b>2.80</b> 29	<b>2.96</b> 30	<b>2.87</b> 26	<b>3.01</b> 17	<b>2.83</b> 386
Iowa Central Community College	<b>2.49</b> 67	<b>2.60</b> 68	<b>2.59</b> 89	<b>2.47</b> 70	<b>3.10</b> 74	<b>2.61</b> 25	<b>2.34</b> 24	<b>2.49</b> 30	<b>2.83</b> 31	<b>2.79</b> 27	<b>2.71</b> 69	<b>2.55</b> 78	<b>2.61</b> 73	<b>2.94</b> 59	<b>2.95</b> 58	<b>2.68</b> 842
Iowa Lakes Community College	<b>2.46</b> 22	<b>2.75</b> 19	<b>2.48</b> 22	<b>2.76</b> 20	<b>2.85</b> 16	**	**	**	**	<b>2.83</b> 11	<b>2.82</b> 19	<b>2.79</b> 16	<b>2.89</b> 10	<b>2.70</b> 15	<b>3.14</b> 15	<b>2.76</b> 203
Iowa Western Community College	<b>2.46</b> 44	<b>2.53</b> 32	<b>2.54</b> 39	<b>2.74</b> 26	<b>2.70</b> 29	<b>2.59</b> 9	<b>2.69</b> 25	<b>2.03</b> 8	<b>2.45</b> 10	<b>2.70</b> 14	<b>2.24</b> 13	<b>2.83</b> 11	<b>3.02</b> 8	<b>2.79</b> 11	**	<b>2.59</b> 282
Kirkwood Community College	<b>2.57</b> 112	<b>2.74</b> 121	<b>2.82</b> 127	<b>2.77</b> 92	<b>3.08</b> 107	<b>2.51</b> 299	<b>2.58</b> 331	<b>2.66</b> 258	<b>2.74</b> 298	<b>3.00</b> 308	<b>2.76</b> 130	<b>2.95</b> 118	<b>2.82</b> 118	<b>2.92</b> 110	<b>3.11</b> 92	<b>2.76</b> 2621
Marshalltown Community College	<b>2.53</b> 33	<b>2.69</b> 35	<b>2.62</b> 30	<b>2.80</b> 42	<b>3.04</b> 18	<b>2.62</b> 19	<b>2.29</b> 7	<b>1.92</b> 9	<b>2.53</b> 10	**	<b>2.51</b> 15	<b>2.70</b> 31	<b>3.01</b> 25	<b>2.99</b> 27	<b>2.89</b> 17	<b>2.73</b> 323
North Iowa Area Community College	<b>2.61</b> 71	<b>2.86</b> 63	<b>2.55</b> 41	<b>2.57</b> 37	<b>3.10</b> 47	<b>2.53</b> 21	<b>3.13</b> 17	<b>2.41</b> 12	<b>2.82</b> 23	<b>3.42</b> 24	<b>2.97</b> 81	<b>2.85</b> 60	<b>2.93</b> 78	<b>3.01</b> 45	<b>3.05</b> 73	<b>2.88</b> 693
Northeast Iowa Community College	<b>2.52</b> 22	<b>2.20</b> 7	<b>2.62</b> 14	<b>3.21</b> 10	<b>2.95</b> 14	<b>2.50</b> 15	<b>2.51</b> 16	<b>2.70</b> 19	<b>2.77</b> 14	<b>3.07</b> 16	<b>2.64</b> 27	<b>3.13</b> 27	<b>3.15</b> 20	<b>3.03</b> 18	<b>2.92</b> 26	<b>2.82</b> 265
Northwest Iowa Community College	**	**	**	**	<b>3.17</b> 6	<b>3.20</b> 7	**	**	**	**	**	**	**	<b>3.58</b> 7	<b>3.30</b> 7	<b>3.07</b> 66
Southeastern Community College	<b>2.62</b> 16	<b>2.34</b> 15	<b>2.44</b> 18	<b>2.91</b> 22	<b>3.10</b> 11	<b>2.91</b> 28	<b>2.61</b> 33	<b>2.39</b> 23	<b>2.91</b> 25	<b>3.03</b> 43	<b>3.02</b> 11	<b>2.81</b> 15	<b>3.18</b> 23	<b>2.85</b> 29	<b>2.48</b> 13	<b>2.79</b> 323
Southwestern Community College	<b>2.58</b> 28	<b>2.45</b> 23	<b>3.13</b> 23	<b>2.89</b> 15	<b>2.52</b> 18	**	<b>2.08</b> 6	**	<b>3.06</b> 10	**	**	<b>2.81</b> 7	<b>2.34</b> 7	**	**	<b>2.73</b> 160
Western Iowa Tech Community College	<b>2.19</b> 14	<b>2.87</b> 17	<b>3.02</b> 23	<b>2.63</b> 24	<b>2.91</b> 22	<b>2.55</b> 8	<b>2.74</b> 21	<b>2.35</b> 13	<b>2.67</b> 12	<b>2.84</b> 13	<b>2.30</b> 6	<b>2.52</b> 9	<b>3.20</b> 7	**	**	<b>2.71</b> 198
<b>AVERAGE</b>	<b>2.59</b> 1226	<b>2.65</b> 1108	<b>2.69</b> 1086	<b>2.75</b> 938	<b>3.05</b> 968	<b>2.59</b> 658	<b>2.61</b> 726	<b>2.64</b> 610	<b>2.75</b> 727	<b>3.03</b> 751	<b>2.74</b> 752	<b>2.80</b> 699	<b>2.82</b> 714	<b>2.89</b> 655	<b>3.01</b> 607	<b>2.76</b> 12225

\*\* = Number suppressed due to small cell size n < 6  
**First Year University GPA** represents the Grade Point Average earned by by Iowa CC transfer students during their first year enrolled at a Regent university. It does not include GPA or course grades earned prior to transfer.  
**Cohorts** identify when an Iowa CC transfer student first enrolled at a Regent university (e.g., 2009-10 Cohort = entered a Regent university during Summer or Fall of 2009 or Spring of 2010).  
**Student counts (numbers in small font within cells)** represent the count of unique transfer students who enrolled in a Regent university for a specific cohort or aggregation of cohorts.  
 2021 Community College Transfer Report created by Board of Regents, State of Iowa 3/19/2021 11:29:12 AM





## 2021 Community College Transfer Report



**Table 12: First Year Regent University Credit Hour Trends  
by Community College, University & University Cohort**

Community College	Iowa State University					University of Iowa					University of Northern Iowa					Grand Total
	2015-16	2016-17	2017-18	2018-19	2019-20	2015-16	2016-17	2017-18	2018-19	2019-20	2015-16	2016-17	2017-18	2018-19	2019-20	
Des Moines Area Community College	23.5 652	23.2 558	23.1 542	23.5 451	25.2 494	22.5 102	22.4 124	24.0 121	22.7 161	24.8 137	23.6 71	23.2 74	23.0 77	22.6 92	25.3 84	23.6 3740
Eastern Iowa Community College District	25.8 42	26.1 48	25.0 42	24.3 44	25.9 39	24.1 63	23.6 71	23.4 68	23.2 78	27.1 81	23.6 42	21.0 35	23.6 32	25.0 25	24.7 23	24.4 733
Elsworth Community College	24.4 33	21.2 31	26.0 15	27.2 21	27.7 13	23.3 8	**	**	**	**	21.5 32	20.9 15	23.2 24	24.9 17	24.8 18	23.8 243
Hawkeye Community College	23.8 37	24.1 37	25.2 22	25.4 39	28.3 39	23.5 16	20.3 21	21.9 18	20.4 21	23.9 26	21.1 202	22.0 172	22.4 179	22.5 167	22.6 151	22.6 1147
Indian Hills Community College	25.5 28	22.1 29	26.7 37	29.5 23	24.5 21	22.8 31	24.8 18	24.2 14	23.7 20	26.2 35	23.4 28	24.8 29	24.4 30	22.2 26	25.5 17	24.7 368
Iowa Central Community College	22.8 67	23.4 68	23.5 89	23.2 70	25.0 74	22.7 25	22.3 24	24.0 30	25.2 31	27.9 27	23.8 69	21.4 78	23.9 73	23.8 59	23.5 58	23.6 842
Iowa Lakes Community College	21.5 22	25.9 19	22.7 22	24.6 20	27.0 16	**	**	**	**	22.2 11	25.6 19	23.3 16	24.2 10	24.0 15	25.4 15	23.8 203
Iowa Western Community College	22.4 44	26.0 32	22.6 39	26.5 26	25.2 29	18.5 9	24.4 25	17.1 8	20.1 10	26.1 14	18.1 13	23.7 11	24.9 8	23.9 11	**	23.5 282
Kirkwood Community College	24.9 112	24.2 121	24.3 127	25.8 92	26.6 107	22.4 299	21.9 331	22.5 258	22.9 298	25.6 308	22.8 130	24.6 118	23.2 118	24.1 110	25.8 92	23.7 2621
Marshalltown Community College	23.0 33	22.6 35	23.8 30	23.3 42	23.9 18	22.5 19	23.9 7	20.5 9	18.9 10	**	17.9 15	24.1 31	25.1 25	25.8 27	22.6 17	23.2 323
North Iowa Area Community College	24.8 71	26.9 63	24.3 41	26.4 37	27.1 47	20.4 21	25.8 17	23.3 12	23.0 23	27.2 24	24.5 81	23.3 60	24.7 78	26.3 45	24.3 73	25.0 693
Northeast Iowa Community College	23.2 22	20.0 7	26.0 14	22.8 10	24.6 14	21.1 15	19.9 16	21.4 19	23.8 14	28.7 16	20.9 27	24.8 27	25.9 20	23.4 18	23.4 26	23.4 265
Northwest Iowa Community College	**	**	**	**	27.0 6	26.7 7	**	**	**	**	**	**	**	29.4 7	25.4 7	26.3 66
Southeastern Community College	20.8 16	24.6 15	22.4 16	26.3 22	23.4 11	23.5 28	22.7 33	20.7 23	24.8 25	25.4 43	27.9 11	25.1 15	24.8 23	24.3 29	21.7 13	23.9 323
Southwestern Community College	24.7 28	24.0 23	25.8 23	25.8 15	23.0 18	**	15.5 6	**	22.0 10	**	**	25.6 7	22.9 7	**	**	24.1 160
Western Iowa Tech Community College	18.8 14	24.0 17	23.7 23	23.1 24	23.9 22	24.3 8	24.7 21	20.6 13	23.4 12	24.8 13	17.5 6	24.4 9	28.8 7	**	**	23.4 198
<b>AVERAGE</b>	<b>23.7</b> 1226	<b>23.8</b> 1108	<b>23.7</b> 1086	<b>24.3</b> 938	<b>25.5</b> 968	<b>22.7</b> 658	<b>22.4</b> 726	<b>22.8</b> 610	<b>22.9</b> 727	<b>25.7</b> 751	<b>22.6</b> 752	<b>23.0</b> 699	<b>23.6</b> 714	<b>23.7</b> 655	<b>24.2</b> 607	<b>23.7</b> 12225

\*\* = Number suppressed due to small cell size n < 6

**First Year University Credit Hours** represent the number of credit hours completed by a student during their first year of enrollment at a Regent university.

**Cohorts** identify when an Iowa CC transfer student first enrolled at a Regent university (e.g., 2009-10 Cohort = entered a Regent university during Summer or Fall of 2009 or Spring of 2010).

**Student counts (numbers in small font within cells)** represent the count of unique transfer students who enrolled in a Regent university for a specific cohort or aggregation of cohorts.

2021 Community College Transfer Report created by Board of Regents, State of Iowa 3/19/2021 11:29:12 AM



## 2021 Community College Transfer Report



Table 13: University Graduation Rate Trends  
3 Years After Transferring to a Regent University

Community College	Iowa State University					University of Iowa					University of Northern Iowa					Grand Total
	2013-14	2014-15	2015-16	2016-17	2017-18	2013-14	2014-15	2015-16	2016-17	2017-18	2013-14	2014-15	2015-16	2016-17	2017-18	
Des Moines Area Community College	46% 560	50% 573	49% 652	51% 558	53% 542	58% 73	51% 89	49% 102	48% 124	55% 121	43% 61	50% 64	48% 71	54% 74	48% 77	50% 3741
Eastern Iowa Community College District	32% 44	45% 62	52% 42	42% 48	43% 42	38% 65	53% 72	67% 63	58% 71	46% 68	43% 28	56% 39	55% 42	34% 35	66% 32	49% 753
Elkworth Community College	53% 40	34% 32	58% 33	48% 31	60% 15	38% 8	33% 6	75% 8	** **	** **	33% 18	59% 17	41% 32	47% 15	54% 24	49% 287
Hawkeye Community College	53% 49	62% 21	49% 37	38% 37	59% 22	14% 14	59% 17	69% 16	43% 21	39% 18	50% 189	48% 208	50% 202	49% 172	53% 179	50% 1202
Indian Hills Community College	51% 37	48% 29	43% 28	41% 29	65% 37	62% 26	32% 22	42% 31	67% 18	50% 14	36% 25	40% 15	61% 28	48% 29	53% 30	50% 398
Iowa Central Community College	54% 91	49% 101	49% 67	56% 68	53% 89	70% 23	41% 29	44% 25	50% 24	53% 30	43% 77	51% 74	52% 69	41% 78	52% 73	50% 918
Iowa Lakes Community College	55% 42	59% 22	59% 22	74% 19	41% 22	67% 9	67% 9	** **	** **	** **	33% 15	59% 17	63% 19	38% 16	50% 10	54% 235
Iowa Western Community College	32% 44	49% 45	45% 44	41% 32	46% 39	31% 16	50% 10	22% 9	52% 25	13% 8	67% 15	29% 14	23% 13	55% 11	50% 8	42% 333
Kirkwood Community College	48% 157	54% 136	55% 112	55% 121	51% 127	56% 327	53% 335	47% 299	43% 331	48% 258	45% 109	54% 127	47% 130	55% 118	55% 118	50% 2805
Marshalltown Community College	42% 48	44% 25	45% 33	43% 35	43% 30	60% 10	33% 9	63% 19	43% 7	44% 9	35% 17	63% 24	13% 15	55% 31	64% 25	47% 337
North Iowa Area Community College	56% 62	46% 80	56% 71	63% 63	56% 41	67% 18	58% 19	57% 21	53% 17	42% 12	64% 70	44% 52	63% 81	50% 60	55% 78	56% 745
Northeast Iowa Community College	32% 22	35% 23	27% 22	57% 7	50% 14	89% 9	58% 19	33% 15	31% 16	42% 19	46% 24	41% 17	48% 27	56% 27	45% 20	44% 281
Northwest Iowa Community College	50% 10	** **	** **	** **	** **	** **	** **	57% 7	** **	** **	** **	** **	** **	** **	** **	55% 60
Southeastern Community College	42% 12	56% 16	44% 16	40% 15	38% 16	33% 24	36% 36	57% 28	48% 33	43% 23	40% 10	31% 26	82% 11	73% 15	48% 23	46% 304
Southwestern Community College	25% 16	54% 24	57% 28	35% 23	61% 23	** **	60% 10	** **	17% 6	** **	** **	** **	** **	43% 7	71% 7	49% 168
Western Iowa Tech Community College	27% 22	22% 32	14% 14	53% 17	43% 23	70% 10	39% 18	50% 8	52% 21	31% 13	** **	67% 9	33% 6	33% 9	57% 7	39% 214
AVERAGE	46% 1256	49% 1223	50% 1226	50% 1108	52% 1086	54% 638	50% 701	51% 658	47% 726	48% 610	47% 671	49% 711	51% 752	49% 699	54% 714	50% 12779

\*\* = Number suppressed due to small cell size n < 6

Cohorts identify when an Iowa CC transfer student first enrolled at a Regent university (e.g., 2009-10 Cohort = entered a Regent university during Summer or Fall of 2009 or Spring of 2010).

Student counts (numbers in small font within cells) represent the count of unique transfer students who enrolled in a Regent university for a specific cohort or aggregation of cohorts.

Graduation rates are calculated by dividing the number of Iowa CC transfers who earned a first Bachelor's degree at a Regent university within 3 years of entry by the number of Iowa CC transfers who entered a Regent university during the same cohort.

2021 Community College Transfer Report created by Board of Regents, State of Iowa 3/18/2021 11:29:12 AM



## 2021 Community College Transfer Report



Table 13a: University Graduation Rate Trends  
3 Years After Transferring to a Regent University, Full-Time/Part-Time Status

Community College	2013-14			2014-15			2015-16			2016-17			2017-18			5 Year Avg.
	Full Time	Less than FT	Total	Full Time	Less than FT	Total	Full Time	Less than FT	Total	Full Time	Less than FT	Total	Full Time	Less than FT	Total	
Des Moines Area Community College	59%	24%	47%	63%	26%	50%	62%	22%	49%	62%	25%	51%	62%	29%	53%	50%
Eastern Iowa Community College District	44%	18%	37%	60%	23%	51%	61%	52%	59%	53%	10%	47%	53%	19%	49%	49%
Elsworth Community College	58%	11%	45%	53%	24%	42%	58%	33%	52%	63%	13%	48%	64%	40%	58%	49%
Hawkeye Community College	56%	37%	49%	53%	42%	50%	54%	44%	51%	52%	33%	47%	57%	19%	53%	50%
Indian Hills Community College	57%	36%	50%	49%	8%	41%	57%	23%	48%	60%	21%	50%	64%	11%	58%	50%
Iowa Central Community College	58%	37%	51%	57%	27%	49%	60%	30%	50%	54%	29%	48%	60%	22%	53%	50%
Iowa Lakes Community College	60%	32%	52%	68%	30%	60%	63%	54%	60%	65%	25%	56%	57%	21%	43%	54%
Iowa Western Community College	48%	17%	39%	57%	24%	45%	44%	22%	38%	57%	0%	47%	51%	22%	42%	42%
Kirkwood Community College	58%	40%	52%	59%	42%	53%	53%	42%	49%	52%	31%	48%	56%	23%	50%	50%
Marshalltown Community College	53%	18%	43%	49%	53%	50%	50%	26%	43%	56%	26%	48%	61%	0%	52%	47%
North Iowa Area Community College	69%	44%	61%	56%	23%	47%	65%	43%	60%	62%	31%	56%	63%	5%	54%	56%
Northeast Iowa Community College	50%	38%	47%	54%	22%	44%	41%	30%	38%	50%	43%	48%	47%	**	45%	44%
Northwest Iowa Community College	54%	**	50%	**	**	38%	73%	**	64%	63%	**	55%	60%	**	64%	55%
Southeastern Community College	38%	36%	37%	38%	40%	38%	63%	43%	58%	54%	44%	52%	47%	**	44%	46%
Southwestern Community College	43%	30%	38%	60%	43%	57%	64%	30%	54%	34%	**	33%	73%	13%	59%	49%
Western Iowa Tech Community College	41%	40%	41%	38%	24%	34%	47%	8%	29%	53%	36%	49%	43%	33%	42%	39%
<b>AVERAGE</b>	<b>56%</b>	<b>32%</b>	<b>48%</b>	<b>58%</b>	<b>32%</b>	<b>49%</b>	<b>58%</b>	<b>33%</b>	<b>50%</b>	<b>56%</b>	<b>27%</b>	<b>49%</b>	<b>58%</b>	<b>24%</b>	<b>51%</b>	<b>50%</b>

\*\* = Number suppressed due to small cell size n < 6

Cohorts identify when an Iowa CC transfer student first enrolled at a Regent university (e.g., 2009-10 Cohort = entered a Regent university during Summer or Fall of 2009 or Spring of 2010).

Student counts (numbers in small font within cells) represent the count of unique transfer students who enrolled in a Regent university for a specific cohort or aggregation of cohorts.

Graduation rates are calculated by dividing the number of Iowa CC transfers who earned a first Bachelor's degree at a Regent university within 3 years of entry by the number of Iowa CC transfers who entered a Regent university during the same cohort.

2021 Community College Transfer Report created by Board of Regents, State of Iowa 3/18/2021 11:29:12 AM





## 2021 Community College Transfer Report



Table 14: Average College Credit Hours Earned  
Prior to Transfer to a Regent University

Community College	2013-14	2014-15	2015-16	2016-17	2017-18	2018-19	2019-20	2020-21	CC Avg.
Des Moines Area Community College	<b>56.0</b> 694	<b>55.9</b> 726	<b>56.8</b> 825	<b>57.8</b> 756	<b>57.7</b> 740	<b>57.8</b> 704	<b>59.1</b> 715	<b>58.6</b> 539	<b>57.4</b> 5699
Eastern Iowa Community College District	<b>50.0</b> 137	<b>51.6</b> 173	<b>54.4</b> 147	<b>54.2</b> 154	<b>56.8</b> 142	<b>54.7</b> 147	<b>54.9</b> 143	<b>55.4</b> 130	<b>54.0</b> 1173
Elsworth Community College	<b>58.0</b> 66	<b>58.8</b> 55	<b>59.2</b> 73	<b>60.1</b> 50	<b>58.3</b> 43	<b>60.9</b> 43	<b>61.6</b> 34	<b>61.4</b> 29	<b>59.5</b> 393
Hawkeye Community College	<b>56.9</b> 252	<b>57.3</b> 246	<b>57.2</b> 255	<b>56.4</b> 230	<b>58.5</b> 219	<b>56.0</b> 227	<b>57.4</b> 216	<b>57.9</b> 164	<b>57.2</b> 1809
Indian Hills Community College	<b>57.9</b> 88	<b>58.1</b> 66	<b>56.5</b> 87	<b>59.3</b> 76	<b>60.1</b> 81	<b>60.3</b> 69	<b>59.8</b> 73	<b>61.0</b> 38	<b>58.9</b> 578
Iowa Central Community College	<b>56.6</b> 191	<b>58.9</b> 204	<b>57.6</b> 161	<b>58.0</b> 170	<b>59.0</b> 192	<b>58.1</b> 160	<b>58.9</b> 159	<b>58.7</b> 109	<b>58.2</b> 1346
Iowa Lakes Community College	<b>61.4</b> 66	<b>60.0</b> 48	<b>61.3</b> 45	<b>59.4</b> 39	<b>60.6</b> 37	<b>61.8</b> 40	<b>59.0</b> 42	<b>62.1</b> 37	<b>60.8</b> 354
Iowa Western Community College	<b>54.8</b> 75	<b>55.8</b> 69	<b>53.7</b> 66	<b>50.7</b> 68	<b>55.8</b> 55	<b>56.6</b> 47	<b>53.0</b> 46	<b>55.7</b> 29	<b>54.4</b> 455
Kirkwood Community College	<b>54.7</b> 593	<b>54.6</b> 598	<b>56.5</b> 541	<b>55.5</b> 570	<b>56.4</b> 503	<b>55.3</b> 500	<b>54.9</b> 507	<b>56.7</b> 477	<b>55.6</b> 4289
Marshalltown Community College	<b>58.7</b> 75	<b>61.8</b> 58	<b>59.4</b> 67	<b>58.9</b> 73	<b>59.8</b> 64	<b>59.9</b> 79	<b>62.3</b> 40	<b>59.8</b> 48	<b>59.9</b> 504
North Iowa Area Community College	<b>58.9</b> 150	<b>57.1</b> 151	<b>57.9</b> 173	<b>58.2</b> 140	<b>57.6</b> 131	<b>59.6</b> 105	<b>60.3</b> 144	<b>60.2</b> 136	<b>58.7</b> 1130
Northeast Iowa Community College	<b>52.9</b> 55	<b>55.2</b> 59	<b>52.8</b> 64	<b>53.7</b> 50	<b>50.9</b> 53	<b>50.6</b> 42	<b>54.6</b> 56	<b>52.6</b> 34	<b>53.0</b> 413
Northwest Iowa Community College	<b>56.1</b> 16	<b>54.8</b> 8	<b>50.4</b> 14	<b>55.8</b> 11	<b>56.0</b> 11	<b>58.2</b> 13	<b>49.1</b> 17	<b>58.5</b> 8	<b>54.4</b> 98
Southeastern Community College	<b>54.0</b> 46	<b>56.7</b> 78	<b>57.7</b> 55	<b>56.5</b> 63	<b>55.4</b> 62	<b>59.6</b> 76	<b>55.9</b> 67	<b>59.0</b> 49	<b>56.9</b> 496
Southwestern Community College	<b>63.3</b> 24	<b>55.1</b> 37	<b>58.1</b> 35	<b>60.0</b> 36	<b>56.3</b> 34	<b>59.4</b> 28	<b>61.5</b> 27	<b>59.2</b> 26	<b>58.8</b> 247
Western Iowa Tech Community College	<b>50.6</b> 37	<b>51.2</b> 59	<b>53.8</b> 28	<b>54.4</b> 47	<b>54.2</b> 43	<b>55.2</b> 40	<b>56.2</b> 40	<b>55.8</b> 31	<b>53.8</b> 325
<b>AVERAGE</b>	<b>55.9</b> 2565	<b>56.0</b> 2635	<b>56.8</b> 2636	<b>56.8</b> 2533	<b>57.4</b> 2410	<b>57.1</b> 2320	<b>57.5</b> 2326	<b>58.0</b> 1884	<b>56.9</b> 19309

\*\* = Number suppressed due to small cell size n < 6

**Student counts (numbers in small font within cells)** represent the count of unique transfer students who enrolled in a Regent university for a specific cohort or aggregation of cohorts

**Cohorts** identify when an Iowa CC transfer student first enrolled at a Regent university (e.g., 2009-10 Cohort = entered a Regent university during Summer or Fall of 2009 or Spring of 2010).

**CC Credit Hours Transferred** represent the number of college credit hours that a student transferred into a Regent university. Not all credit hours were necessarily earned at Iowa CC from which a student transferred.

2021 Community College Transfer Report created by Board of Regents, State of Iowa 3/19/2021 11:29:12 AM





## 2021 Community College Transfer Report



**Table 15: GPA Earned Prior to Transfer to a Regent University  
by Community College, University & University Cohort**

Community College	Iowa State University					University of Iowa					University of Northern Iowa					Grand Total
	2016-17	2017-18	2018-19	2019-20	2020-21	2016-17	2017-18	2018-19	2019-20	2020-21	2016-17	2017-18	2018-19	2019-20	2020-21	
<b>Des Moines Area Community College</b>	<b>2.98</b>	<b>3.00</b>	<b>3.04</b>	<b>3.09</b>	<b>3.13</b>	<b>3.10</b>	<b>3.23</b>	<b>3.10</b>	<b>3.28</b>	<b>3.20</b>	<b>3.04</b>	<b>3.06</b>	<b>3.12</b>	<b>3.08</b>	<b>3.02</b>	<b>3.07</b>
	558	542	451	494	360	124	121	161	137	117	74	77	92	84	62	3454
<b>Eastern Iowa Community College District</b>	<b>3.11</b>	<b>3.06</b>	<b>3.00</b>	<b>3.14</b>	<b>3.08</b>	<b>3.28</b>	<b>3.06</b>	<b>3.19</b>	<b>3.20</b>	<b>3.14</b>	<b>3.08</b>	<b>3.18</b>	<b>3.19</b>	<b>3.10</b>	<b>3.11</b>	<b>3.14</b>
	48	42	44	39	32	71	68	78	81	80	35	32	25	23	18	716
<b>Elsworth Community College</b>	<b>3.17</b>	<b>3.22</b>	<b>3.14</b>	<b>3.06</b>	<b>3.54</b>	**	**	**	**	**	<b>3.14</b>	<b>3.23</b>	<b>3.38</b>	<b>3.26</b>	<b>3.37</b>	<b>3.26</b>
	31	15	21	13	18	**	**	**	**	**	15	24	17	18	7	199
<b>Hawkeye Community College</b>	<b>3.04</b>	<b>3.18</b>	<b>3.31</b>	<b>3.22</b>	<b>3.30</b>	<b>3.09</b>	<b>3.06</b>	<b>3.24</b>	<b>3.38</b>	<b>3.27</b>	<b>3.10</b>	<b>3.05</b>	<b>3.13</b>	<b>3.09</b>	<b>3.09</b>	<b>3.12</b>
	37	22	39	39	25	21	18	21	26	26	172	179	167	151	113	1056
<b>Indian Hills Community College</b>	<b>3.04</b>	<b>3.22</b>	<b>3.30</b>	<b>3.00</b>	<b>3.25</b>	<b>3.30</b>	<b>3.28</b>	<b>3.35</b>	<b>3.20</b>	<b>3.16</b>	<b>3.13</b>	<b>3.31</b>	<b>3.23</b>	<b>3.21</b>	<b>3.10</b>	<b>3.21</b>
	29	37	23	21	21	18	14	20	35	10	29	30	26	17	7	337
<b>Iowa Central Community College</b>	<b>3.02</b>	<b>3.00</b>	<b>2.94</b>	<b>3.12</b>	<b>3.18</b>	<b>3.13</b>	<b>3.21</b>	<b>3.22</b>	<b>3.18</b>	<b>3.14</b>	<b>3.16</b>	<b>3.13</b>	<b>3.14</b>	<b>3.14</b>	<b>3.22</b>	<b>3.11</b>
	68	89	70	74	40	24	30	31	27	17	78	73	59	58	52	790
<b>Iowa Lakes Community College</b>	<b>3.15</b>	<b>2.98</b>	<b>3.15</b>	<b>2.93</b>	<b>2.90</b>	**	**	**	<b>3.10</b>	<b>3.38</b>	<b>3.10</b>	<b>3.31</b>	<b>3.25</b>	<b>3.43</b>	<b>3.10</b>	<b>3.15</b>
	19	22	20	16	13	**	**	**	11	9	16	10	15	15	15	195
<b>Iowa Western Community College</b>	<b>2.92</b>	<b>3.02</b>	<b>3.23</b>	<b>3.11</b>	<b>3.38</b>	<b>3.34</b>	<b>3.04</b>	<b>3.08</b>	<b>3.24</b>	<b>3.38</b>	<b>3.22</b>	<b>3.33</b>	<b>3.03</b>	**	**	<b>3.15</b>
	32	39	26	29	16	25	8	10	14	11	11	8	11	**	**	245
<b>Kirkwood Community College</b>	<b>2.97</b>	<b>2.97</b>	<b>3.05</b>	<b>3.14</b>	<b>3.17</b>	<b>3.07</b>	<b>3.14</b>	<b>3.17</b>	<b>3.12</b>	<b>3.21</b>	<b>3.08</b>	<b>3.08</b>	<b>3.02</b>	<b>3.11</b>	<b>3.25</b>	<b>3.11</b>
	121	127	92	107	83	331	258	298	308	325	118	118	110	92	69	2557
<b>Marshalltown Community College</b>	<b>2.99</b>	<b>3.13</b>	<b>3.06</b>	<b>3.21</b>	<b>3.28</b>	<b>2.95</b>	<b>2.64</b>	<b>3.04</b>	**	<b>3.46</b>	<b>2.92</b>	<b>3.43</b>	<b>3.10</b>	<b>3.09</b>	<b>3.14</b>	<b>3.11</b>
	35	30	42	18	20	7	9	10	**	10	31	25	27	17	18	304
<b>North Iowa Area Community College</b>	<b>2.95</b>	<b>2.94</b>	<b>3.04</b>	<b>3.14</b>	<b>3.14</b>	<b>3.24</b>	<b>3.06</b>	<b>3.18</b>	<b>3.40</b>	<b>3.33</b>	<b>3.07</b>	<b>3.11</b>	<b>3.07</b>	<b>3.11</b>	<b>3.20</b>	<b>3.11</b>
	63	41	37	47	43	17	12	23	24	23	60	78	45	73	70	656
<b>Northeast Iowa Community College</b>	<b>2.68</b>	<b>3.19</b>	<b>2.91</b>	<b>3.06</b>	<b>3.27</b>	<b>3.29</b>	<b>3.22</b>	<b>3.09</b>	<b>3.42</b>	<b>3.41</b>	<b>3.22</b>	<b>3.12</b>	<b>3.24</b>	<b>3.26</b>	<b>3.41</b>	<b>3.21</b>
	7	14	10	14	8	16	19	14	16	16	27	20	18	26	10	235
<b>Northwest Iowa Community College</b>	**	**	**	<b>3.61</b>	**	**	**	**	**	0	**	**	<b>3.09</b>	<b>3.36</b>	**	<b>3.29</b>
				6	**	**	**	**	**	**	**	**	7	7	**	60
<b>Southeastern Community College</b>	<b>2.93</b>	<b>3.12</b>	<b>3.22</b>	<b>3.22</b>	<b>3.10</b>	<b>3.25</b>	<b>3.10</b>	<b>3.54</b>	<b>3.25</b>	<b>3.30</b>	<b>3.07</b>	<b>3.35</b>	<b>3.26</b>	<b>3.04</b>	<b>3.44</b>	<b>3.23</b>
	15	16	22	11	10	33	23	25	43	29	15	23	29	13	10	317
<b>Southwestern Community College</b>	<b>3.04</b>	<b>3.19</b>	<b>3.18</b>	<b>3.24</b>	<b>3.23</b>	<b>3.10</b>	**	<b>3.37</b>	**	**	<b>3.41</b>	<b>2.94</b>	**	**	**	<b>3.23</b>
	23	23	15	18	17	6	**	10	**	**	7	7	**	**	**	151
<b>Western Iowa Tech Community College</b>	<b>2.93</b>	<b>3.18</b>	<b>3.01</b>	<b>3.00</b>	<b>3.02</b>	<b>3.08</b>	<b>3.05</b>	<b>3.20</b>	<b>3.30</b>	<b>3.28</b>	<b>2.81</b>	<b>3.05</b>	**	**	**	<b>3.07</b>
	17	23	24	22	19	21	13	12	13	9	9	7	**	**	**	201
<b>Grand Total</b>	<b>2.99</b>	<b>3.03</b>	<b>3.06</b>	<b>3.11</b>	<b>3.16</b>	<b>3.14</b>	<b>3.15</b>	<b>3.18</b>	<b>3.20</b>	<b>3.23</b>	<b>3.09</b>	<b>3.12</b>	<b>3.13</b>	<b>3.13</b>	<b>3.16</b>	<b>3.12</b>
	1108	1086	938	968	730	726	610	727	751	691	699	714	655	607	463	11473

\*\* = Number suppressed due to small cell size n < 6  
**Student counts (numbers in small font within cells)** represent the count of unique transfer students who enrolled in a Regent university for a specific cohort or aggregation of cohorts  
**GPA Earned Prior to Transfer** represents the cumulative GPA for a transfer student prior to entering their current Regent university.  
**Cohorts** identify when an Iowa CC transfer student first enrolled at a Regent university (e.g., 2009-10 Cohort = entered a Regent university during Summer or Fall of 2009 or Spring of 2010).  
 2021 Community College Transfer Report created by Board of Regents, State of Iowa 3/19/2021 11:29:12 AM



## 2021 Community College Transfer Report



Table 16: Retention 1 Year After Transferring to a Regent University  
(Average of 2016-17 through 2019-20 Entry Cohorts) by Community College Credit Hours

Regent university	Transfer Credit Hours	Des Moines Area Community College	Eastern Iowa Community College District	Ellsworth Community College	Hawkeye Community College	Indian Hills Community College	Iowa Central Community College	Iowa Lakes Community College	Iowa Western Community College	Kirkwood Community College	Marshalltown Community College	North Iowa Area Community College	Northeast Iowa Community College	Northwest Iowa Community College	Southeastern Community College	Southwestern Community College	Western Iowa Tech Community College	Average
ISU	0-30 transfer credit hours	68% 84	50% 11	**	88% 8	**	50% 14	**	71% 14	72% 42	**	**	**	0	17% 6	50% 6	71% 8	64% 207
	31-45 transfer credit hours	73% 171	92% 25	**	64% 25	86% 7	48% 27	75% 8	70% 23	81% 53	69% 13	81% 31	92% 13	67% 6	86% 7	**	83% 12	75% 429
	46-60 transfer credit hours	80% 272	79% 24	90% 12	68% 23	86% 14	81% 32	73% 11	80% 18	85% 61	67% 9	69% 16	62% 13	**	83% 7	86% 7	80% 10	79% 532
	61+ transfer credit hours, no degree	75% 577	86% 45	65% 27	87% 41	69% 29	67% 76	83% 24	81% 27	82% 137	50% 22	88% 17	83% 8	**	87% 15	71% 19	95% 22	76% 1085
	Associates Degree	94% 941	91% 68	91% 33	95% 40	94% 57	94% 152	97% 33	93% 44	94% 154	89% 77	95% 122	100% 12	100% 7	90% 29	89% 44	88% 34	93% 1847
SUI	0-30 transfer credit hours	80% 26	61% 18	**	80% 10	**	83% 6	0	**	88% 82	0	**	60% 10	**	**	**	**	80% 168
	31-45 transfer credit hours	77% 52	85% 33	**	79% 14	**	69% 13	0	78% 9	82% 121	**	78% 9	67% 15	**	71% 7	**	67% 9	79% 295
	46-60 transfer credit hours	82% 110	81% 79	**	64% 11	100% 16	70% 23	43% 7	70% 10	82% 280	100% 6	89% 9	100% 8	**	54% 24	67% 6	82% 17	80% 610
	61+ transfer credit hours, no degree	79% 39	73% 12	0	**	83% 6	**	**	**	86% 72	0	**	**	**	**	**	0	82% 146
	Associates Degree	83% 314	82% 156	100% 10	79% 48	85% 62	85% 68	81% 16	82% 33	85% 640	83% 23	86% 56	86% 29	100% 8	86% 87	67% 15	89% 27	84% 1592
UNI	0-30 transfer credit hours	67% 21	67% 6	**	59% 23	**	**	**	**	36% 14	**	**	67% 6	**	**	0	**	57% 86
	31-45 transfer credit hours	72% 44	81% 16	**	81% 54	83% 6	35% 17	**	**	82% 40	**	82% 17	50% 8	**	90% 10	**	**	76% 227
	46-60 transfer credit hours	76% 44	72% 18	71% 7	80% 99	**	81% 22	**	78% 9	89% 65	**	53% 19	89% 9	**	40% 6	**	**	77% 320
	61+ transfer credit hours, no degree	78% 40	82% 12	100% 6	82% 65	67% 9	68% 27	**	**	85% 50	89% 9	83% 7	40% 6	**	**	0	0	80% 245
	Associates Degree	87% 178	93% 63	81% 56	85% 428	89% 83	83% 201	89% 44	94% 17	91% 269	88% 81	89% 211	93% 62	82% 12	84% 58	78% 18	86% 16	87% 1797
College Average	83% 2913	83% 566	81% 170	82% 892	85% 299	79% 861	83% 158	81% 216	85% 2080	82% 256	87% 520	82% 200	90% 52	79% 268	77% 125	84% 170	83% 9586	

\*\* = Number suppressed due to small cell size n < 6  
Student counts (numbers in small font within cells) represent the count of unique transfer students who enrolled in a Regent university for a specific cohort or aggregation of cohorts  
Retention 1 Year after Transfer represents the percentage of CC transfer students who enrolled at a Regent university one year after first enrolling at a Regent university. Calculated by dividing the number of unique CC transfers enrolled one year after entering a Regent university by the number of unique CC who first enrolled in a Regent university for a given cohort or aggregation of cohorts.  
Cohorts identify when an Iowa CC transfer student first enrolled at a Regent university (e.g., 2009-10 Cohort = entered a Regent university during Summer or Fall of 2009 or Spring of 2010).  
 2021 Community College Transfer Report created by Board of Regents, State of Iowa 3/19/2021 11:29:12 AM



## 2021 Community College Transfer Report



Table 17: Graduation Rates 3 Years After Transferring to a Regent University  
(Average of 2014-15 through 2017-18 Entry Cohorts) by Community College Credit Hours

Regent university	Transfer Credit Hours	Des Moines Area Community College	Eastern Iowa Community College District	Ellsworth Community College	Hawkeye Community College	Indian Hills Community College	Iowa Central Community College	Iowa Lakes Community College	Iowa Western Community College	Kirkwood Community College	Marshalltown Community College	North Iowa Area Community College	Northeast Iowa Community College	Northwest Iowa Community College	Southeastern Community College	Southwestern Community College	Western Iowa Tech Community College	Average
ISU	0-30 transfer credit hours	8% 133	25% 20	**	9% 11	0% 6	7% 14	**	0% 17	9% 47	**	11% 9	**	0	14% 7	13% 8	0% 10	8% 297
	31-45 transfer credit hours	24% 250	30% 30	20% 10	29% 21	25% 8	14% 28	**	27% 33	37% 49	8% 12	28% 32	20% 15	**	25% 6	44% 9	22% 18	25% 530
	46-60 transfer credit hours	42% 321	27% 33	27% 11	35% 23	40% 15	35% 49	67% 15	45% 22	33% 69	30% 10	38% 32	31% 13	**	43% 7	50% 10	31% 16	39% 647
	61+ transfer credit hours, no degree	45% 571	53% 47	25% 28	71% 28	26% 35	48% 75	36% 22	50% 40	58% 171	18% 22	20% 35	31% 13	**	56% 16	26% 19	36% 22	45% 1147
	Associates Degree	69% 1050	63% 64	74% 57	68% 34	76% 59	69% 159	73% 41	71% 48	76% 160	61% 76	76% 147	70% 20	**	70% 10	52% 25	69% 52	55% 20
SUI	0-30 transfer credit hours	13% 32	17% 18	0	**	**	**	0	**	7% 75	**	**	0% 7	**	0	**	**	9% 163
	31-45 transfer credit hours	39% 51	53% 40	**	**	38% 8	23% 13	0	**	33% 127	**	33% 6	0% 11	**	27% 11	29% 7	**	35% 295
	46-60 transfer credit hours	47% 68	53% 53	**	56% 9	50% 10	21% 14	**	29% 7	45% 219	**	**	20% 10	0	29% 21	**	41% 17	44% 446
	61+ transfer credit hours, no degree	68% 28	75% 16	0	**	**	**	**	0	54% 72	0	**	**	**	0	**	**	60% 139
	Associates Degree	56% 256	60% 147	71% 17	59% 49	47% 62	56% 73	61% 18	46% 35	55% 730	54% 35	62% 52	62% 37	83% 12	52% 88	64% 11	59% 29	56% 1651
UNI	0-30 transfer credit hours	6% 17	0% 11	**	6% 33	**	**	**	**	0% 19	**	0% 7	14% 7	**	**	0	**	4% 112
	31-45 transfer credit hours	18% 28	33% 18	43% 7	26% 66	29% 7	17% 24	**	**	7% 41	**	22% 18	22% 9	**	9% 11	**	**	21% 246
	46-60 transfer credit hours	35% 40	19% 21	22% 9	40% 93	56% 9	15% 26	**	22% 9	31% 62	**	21% 29	38% 13	0	43% 7	**	14% 7	31% 333
	61+ transfer credit hours, no degree	38% 32	42% 12	50% 10	41% 78	20% 10	25% 20	50% 8	43% 7	50% 64	43% 7	38% 8	50% 6	**	**	0	**	42% 269
	Associates Degree	66% 169	73% 86	57% 58	59% 491	59% 75	59% 222	57% 47	48% 23	67% 307	57% 80	64% 209	59% 56	38% 8	61% 51	65% 17	76% 17	62% 1916
College Average	51% 3046	52% 616	50% 221	50% 950	50% 310	50% 727	56% 169	43% 258	50% 2212	48% 262	54% 595	43% 226	57% 44	47% 258	51% 142	39% 177	50% 10213	

\*\* = Number suppressed due to small cell size n < 6  
**Student counts (numbers in small font within cells)** represent the count of unique transfer students who enrolled in a Regent university for a specific cohort or aggregation of cohorts  
**Graduation rates** are calculated by dividing the number of Iowa CC transfers who earned a first Bachelor's degree at a Regent university within 3 years of entry by the number of Iowa CC transfers who entered a Regent university during the same cohort.  
**Cohorts** identify when an Iowa CC transfer student first enrolled at a Regent university (e.g., 2009-10 Cohort = entered a Regent university during Summer or Fall of 2009 or Spring of 2010).  
 2021 Community College Transfer Report created by Board of Regents, State of Iowa 3/19/2021 11:29:12 AM





## 2021 Community College Transfer Report



Table 17a: Graduation Rates 4 Years After Transferring to a Regent University  
(Average of 2013-14 through 2016-17 Entry Cohorts) by Community College Credit Hours

Regent university	Transfer Credit Hours	Des Moines Area Community College	Eastern Iowa Community College District	Elisaworth Community College	Hawkeye Community College	Indian Hills Community College	Iowa Central Community College	Iowa Lakes Community College	Iowa Western Community College	Kirkwood Community College	Marshalltown Community College	North Iowa Area Community College	Northeast Iowa Community College	Northwest Iowa Community College	Southeastern Community College	Southwestern Community College	Western Iowa Tech Community College	Average
ISU	0-30 transfer credit hours	34%	42%	**	43%	29%	50%	**	41%	36%	**	80%	38%	0	25%	83%	27%	37%
	31-45 transfer credit hours	52%	50%	36%	45%	44%	41%	**	54%	52%	19%	61%	60%	**	43%	86%	35%	50%
	46-60 transfer credit hours	56%	47%	57%	57%	64%	53%	71%	55%	48%	29%	44%	45%	**	**	57%	42%	54%
	61+ transfer credit hours, no degree	56%	57%	32%	69%	42%	66%	65%	55%	71%	38%	45%	44%	43%	64%	37%	48%	57%
	Associates Degree	77%	78%	78%	79%	78%	78%	78%	82%	80%	68%	81%	84%	90%	68%	77%	71%	77%
SUI	0-30 transfer credit hours	30%	41%	0	0%	**	50%	0	**	39%	**	67%	**	**	**	**	**	38%
	31-45 transfer credit hours	46%	64%	**	38%	29%	27%	0	67%	56%	**	57%	45%	**	50%	**	**	53%
	46-60 transfer credit hours	58%	57%	**	50%	36%	57%	0	44%	54%	**	**	50%	**	40%	**	46%	52%
	61+ transfer credit hours, no degree	86%	90%	0	**	**	**	0	0	70%	0	**	**	**	0	**	**	75%
	Associates Degree	64%	68%	65%	59%	59%	65%	65%	59%	65%	59%	68%	65%	90%	54%	71%	74%	64%
UNI	0-30 transfer credit hours	41%	14%	**	26%	**	50%	**	**	18%	**	0%	**	**	**	0	**	24%
	31-45 transfer credit hours	35%	57%	40%	45%	**	38%	**	50%	43%	**	27%	63%	**	14%	0	29%	42%
	46-60 transfer credit hours	55%	48%	17%	46%	42%	22%	**	38%	39%	**	37%	53%	**	**	**	57%	43%
	61+ transfer credit hours, no degree	48%	55%	6	59%	33%	30%	63%	43%	56%	**	45%	67%	**	**	**	**	53%
	Associates Degree	78%	82%	68%	67%	69%	69%	67%	62%	76%	63%	77%	72%	50%	71%	60%	85%	71%
College Average	63%	62%	60%	59%	58%	62%	69%	58%	62%	55%	68%	61%	65%	57%	67%	53%	62%	

\*\* = Number suppressed due to small cell size n < 6  
Student counts (numbers in small font within cells) represent the count of unique transfer students who enrolled in a Regent university for a specific cohort or aggregation of cohorts  
Graduation rates are calculated by dividing the number of Iowa CC transfers who earned a first Bachelor's degree at a Regent university within 3 years of entry by the number of Iowa CC transfers who entered a Regent university during the same cohort.  
Cohorts identify when an Iowa CC transfer student first enrolled at a Regent university (e.g., 2009-10 Cohort = entered a Regent university during Summer or Fall of 2009 or Spring of 2010).  
 2021 Community College Transfer Report created by Board of Regents, State of Iowa 3/19/2021 11:29:12 AM



## 2021 Community College Transfer Report



Table 18: University Graduation Rates 3 Years After Transferring to a Regent University  
(Average of 2014-15 through 2017-18 Entry Cohorts) by Community College & Academic Area

Community College	Agriculture	Arts, Design & Humanities	Business	Education	Engineering	Health & Medicine	Human Sciences	Journalism & Communication	Mathematics & Computer Science	Natural Sciences	Other	Social & Behavioral Sciences	Grand Total
Des Moines Area Community College	62%	37%	55%	51%	28%	52%	59%	54%	51%	42%	61%	56%	51%
Eastern Iowa Community College District	60%	37%	54%	34%	45%	64%	70%	58%	33%	42%	50%	62%	52%
Elsworth Community College	55%	52%	46%	37%	38%	42%	48%	62%	**	40%	70%	60%	50%
Hawkeye Community College	71%	41%	49%	52%	31%	57%	59%	55%	26%	35%	62%	59%	50%
Indian Hills Community College	61%	44%	40%	53%	35%	65%	36%	59%	60%	55%	78%	55%	50%
Iowa Central Community College	68%	39%	51%	46%	31%	55%	54%	44%	22%	53%	54%	66%	50%
Iowa Lakes Community College	75%	35%	61%	58%	30%	56%	79%	**	50%	58%	44%	50%	56%
Iowa Western Community College	64%	21%	56%	44%	25%	38%	64%	53%	17%	40%	14%	43%	43%
Kirkwood Community College	62%	41%	58%	46%	41%	52%	48%	59%	31%	43%	46%	62%	50%
Marshalltown Community College	75%	42%	56%	47%	11%	64%	48%	40%	47%	47%	67%	52%	48%
North Iowa Area Community College	62%	44%	59%	51%	32%	64%	59%	71%	52%	39%	75%	59%	54%
Northeast Iowa Community College	52%	57%	47%	15%	13%	53%	29%	50%	38%	13%	**	65%	43%
Northwest Iowa Community College	**	50%	50%	**	**	78%	**	**	0	**	0	**	57%
Southeastern Community College	64%	39%	61%	53%	29%	64%	40%	38%	55%	23%	57%	48%	47%
Southwestern Community College	69%	45%	56%	50%	**	50%	42%	**	**	22%	33%	33%	51%
Western Iowa Tech Community College	**	21%	63%	28%	14%	45%	50%	63%	18%	30%	62%	40%	39%
Grand Total	63%	39%	55%	47%	32%	55%	55%	56%	40%	41%	56%	58%	50%

\*\* = Number suppressed due to small cell size n < 6

**Cohorts** identify when an Iowa CC transfer student first enrolled at a Regent university (e.g., 2009-10 Cohort = entered a Regent university during Summer or Fall of 2009 or Spring of 2010).

**Student counts (numbers in small font within cells)** represent the count of unique transfer students who enrolled in a Regent university for a specific cohort or aggregation of cohorts.

**Graduation rates** are calculated by dividing the number of Iowa CC transfers who earned a first Bachelor's degree at a Regent university within 3 years of entry by the number of Iowa CC transfers who entered a Regent university for that cohort.

**Academic Area** uses the first two digits of the CIP code from a student's current first major to place them into a general academic area of study.

2021 Community College Transfer Report created by Board of Regents, State of Iowa 3/19/2021 11:29:12 AM



## 2021 Community College Transfer Report



Table 18a: University Graduation Rates 4 Years After Transferring to a Regent University  
(Average of 2013-14 to 2016-17 Entry Cohorts) by Community College & Academic Area

Community College	Agriculture	Arts, Design & Humanities	Business	Education	Engineering	Health & Medicine	Human Sciences	Journalism & Communication	Mathematics & Computer Science	Natural Sciences	Other	Social & Behavioral Sciences	Grand Total
Des Moines Area Community College	71%	55%	62%	72%	55%	65%	69%	63%	64%	56%	60%	62%	63%
Eastern Iowa Community College District	57%	53%	62%	65%	60%	71%	74%	56%	52%	59%	63%	74%	62%
Elsworth Community College	62%	54%	56%	56%	58%	67%	66%	44%	**	48%	64%	73%	60%
Hawkeye Community College	80%	57%	55%	73%	52%	55%	69%	64%	29%	41%	65%	63%	59%
Indian Hills Community College	68%	51%	48%	69%	58%	76%	49%	71%	50%	56%	**	61%	58%
Iowa Central Community College	77%	55%	56%	66%	58%	62%	63%	70%	53%	69%	**	67%	62%
Iowa Lakes Community College	96%	60%	71%	75%	36%	83%	81%	**	75%	69%	29%	44%	69%
Iowa Western Community College	79%	38%	64%	60%	52%	67%	74%	53%	50%	50%	38%	48%	58%
Kirkwood Community College	65%	54%	67%	65%	65%	59%	59%	70%	50%	56%	66%	67%	62%
Marshalltown Community College	57%	54%	60%	63%	22%	64%	66%	33%	50%	40%	56%	58%	55%
North Iowa Area Community College	76%	64%	69%	74%	55%	72%	70%	76%	71%	60%	80%	57%	68%
Northeast Iowa Community College	53%	69%	52%	65%	55%	76%	69%	75%	50%	38%	**	77%	61%
Northwest Iowa Community College	**	67%	67%	**	**	75%	**	**	**	**	**	**	65%
Southeastern Community College	79%	49%	76%	62%	35%	77%	46%	50%	64%	43%	57%	52%	57%
Southwestern Community College	72%	64%	63%	71%	83%	60%	72%	**	**	78%	**	50%	67%
Western Iowa Tech Community College	**	38%	59%	61%	38%	73%	65%	78%	33%	33%	55%	61%	53%
Grand Total	70%	55%	62%	68%	56%	65%	66%	65%	55%	55%	59%	64%	62%
	603	1446	1754	652	767	465	1210	535	436	587	280	1192	10369

\*\* = Number suppressed due to small cell size n < 6

**Cohorts** identify when an Iowa CC transfer student first enrolled at a Regent university (e.g., 2009-10 Cohort = entered a Regent university during Summer or Fall of 2009 or Spring of 2010).

**Student counts (numbers in small font within cells)** represent the count of unique transfer students who enrolled in a Regent university for a specific cohort or aggregation of cohorts.

**Graduation rates** are calculated by dividing the number of Iowa CC transfers who earned a first Bachelor's degree at a Regent university within 3 years of entry by the number of Iowa CC transfers who entered a Regent university for that cohort.

**Academic Area** uses the first two digits of the CIP code from a student's current first major to place them into a general academic area of study.

2021 Community College Transfer Report created by Board of Regents, State of Iowa 3/19/2021 11:29:12 AM



## 2021 Community College Transfer Report



Table 18b: University Graduation Rates 3 Years After Transferring to a Regent University  
(Average of 2014-15 through 2017-18 Entry Cohorts) by University, Race/Ethnicity, and Academic Area

Regent university	Race Ethnic Group	Agriculture	Arts, Design & Humanities	Business	Education	Engineering	Health & Medicine	Human Sciences	Journalism & Communication	Mathematics & Computer Science	Natural Sciences	Other	Social & Behavioral Sciences	Grand Total
ISU	Racial or Ethnic Minority	<b>50%</b> 30	<b>31%</b> 74	<b>38%</b> 95	<b>25%</b> 20	<b>19%</b> 74	<b>25%</b> 8	<b>47%</b> 77	<b>36%</b> 22	<b>28%</b> 29	<b>31%</b> 32	<b>62%</b> 29	<b>48%</b> 46	<b>37%</b> 536
	White	<b>65%</b> 668	<b>33%</b> 366	<b>54%</b> 679	<b>61%</b> 227	<b>30%</b> 426	<b>56%</b> 62	<b>60%</b> 529	<b>57%</b> 167	<b>49%</b> 148	<b>47%</b> 259	<b>62%</b> 118	<b>54%</b> 199	<b>52%</b> 3668
SUI	Racial or Ethnic Minority	**	<b>36%</b> 97	<b>45%</b> 71	<b>22%</b> 9	<b>34%</b> 29	<b>40%</b> 48	<b>46%</b> 35	<b>56%</b> 18	<b>27%</b> 22	<b>17%</b> 29	<b>33%</b> 30	<b>58%</b> 68	<b>41%</b> 479
	White	<b>35%</b> 34	<b>42%</b> 408	<b>61%</b> 345	<b>46%</b> 68	<b>43%</b> 69	<b>59%</b> 246	<b>49%</b> 248	<b>62%</b> 117	<b>29%</b> 96	<b>34%</b> 99	<b>52%</b> 77	<b>58%</b> 358	<b>51%</b> 2165
UNI	Racial or Ethnic Minority	**	<b>44%</b> 43	<b>50%</b> 56	<b>17%</b> 35	**	**	<b>53%</b> 19	<b>40%</b> 25	<b>22%</b> 9	<b>14%</b> 7	**	<b>69%</b> 49	<b>45%</b> 255
	White	<b>58%</b> 12	<b>43%</b> 307	<b>58%</b> 493	<b>46%</b> 463	<b>44%</b> 134	<b>53%</b> 86	<b>57%</b> 184	<b>56%</b> 155	<b>42%</b> 97	<b>45%</b> 105	<b>58%</b> 26	<b>61%</b> 367	<b>52%</b> 2429
Grand Total		<b>62%</b> 748	<b>39%</b> 1315	<b>55%</b> 1739	<b>48%</b> 822	<b>33%</b> 737	<b>55%</b> 455	<b>55%</b> 1092	<b>56%</b> 504	<b>39%</b> 401	<b>41%</b> 531	<b>56%</b> 281	<b>58%</b> 1107	<b>50%</b> 9732

\*\* = Number suppressed due to small cell size n < 6 (Race Ethnic Group excludes international students and those not indicating a race or ethnicity)  
**Cohorts** identify when an Iowa CC transfer student first enrolled at a Regent university (e.g., 2009-10 Cohort = entered a Regent university during Summer or Fall of 2009 or Spring of 2010).  
**Student counts (numbers in small font within cells)** represent the count of unique transfer students who enrolled in a Regent university for a specific cohort or aggregation of cohorts.  
**Graduation rates** are calculated by dividing the number of Iowa CC transfers who earned a first Bachelor's degree at a Regent university within 3 years of entry by the number of Iowa CC transfers who entered a Regent university for that cohort.  
**Academic Area** uses the first two digits of the CIP code from a student's current first major to place them into a general academic area of study.  
 2021 Community College Transfer Report created by Board of Regents, State of Iowa 3/18/2021 11:28:12 AM





## 2021 Community College Transfer Report



Table 18c: University Graduation Rates 3 Years After Transferring to a Regent University  
(Average of 2014-15 through 2017-18 Entry Cohorts) by Community College, Sex, and Academic Area

Regent university	Sex	Agriculture	Arts, Design & Humanities	Business	Education	Engineering	Health & Medicine	Human Sciences	Journalism & Communication	Mathematics & Computer Science	Natural Sciences	Other	Social & Behavioral Sciences	Grand Total
ISU	Female	<b>63%</b> 257	<b>36%</b> 256	<b>56%</b> 266	<b>63%</b> 216	<b>20%</b> 50	<b>60%</b> 57	<b>66%</b> 443	<b>60%</b> 115	<b>41%</b> 22	<b>49%</b> 154	<b>67%</b> 58	<b>57%</b> 168	<b>56%</b> 2062
	Male	<b>65%</b> 474	<b>32%</b> 237	<b>50%</b> 545	<b>29%</b> 38	<b>29%</b> 488	<b>35%</b> 17	<b>39%</b> 185	<b>49%</b> 82	<b>47%</b> 169	<b>41%</b> 155	<b>60%</b> 99	<b>43%</b> 92	<b>45%</b> 2581
SUI	Female	<b>40%</b> 20	<b>43%</b> 266	<b>67%</b> 125	<b>41%</b> 66	<b>48%</b> 25	<b>62%</b> 256	<b>54%</b> 118	<b>61%</b> 70	<b>31%</b> 16	<b>32%</b> 65	<b>50%</b> 64	<b>59%</b> 272	<b>53%</b> 1363
	Male	<b>28%</b> 18	<b>38%</b> 242	<b>54%</b> 315	<b>44%</b> 16	<b>36%</b> 81	<b>33%</b> 55	<b>46%</b> 173	<b>56%</b> 71	<b>30%</b> 116	<b>27%</b> 66	<b>41%</b> 46	<b>57%</b> 194	<b>45%</b> 1393
UNI	Female	**	<b>47%</b> 218	<b>57%</b> 183	<b>44%</b> 385	<b>29%</b> 7	<b>57%</b> 72	<b>61%</b> 131	<b>69%</b> 102	<b>38%</b> 24	<b>50%</b> 66	<b>69%</b> 16	<b>66%</b> 294	<b>55%</b> 1503
	Male	<b>56%</b> 9	<b>39%</b> 169	<b>56%</b> 420	<b>41%</b> 150	<b>43%</b> 141	<b>45%</b> 22	<b>46%</b> 81	<b>38%</b> 102	<b>40%</b> 91	<b>34%</b> 58	<b>47%</b> 15	<b>55%</b> 177	<b>47%</b> 1435
Grand Total		<b>63%</b> 783	<b>39%</b> 1408	<b>55%</b> 1854	<b>47%</b> 871	<b>32%</b> 792	<b>56%</b> 479	<b>55%</b> 1131	<b>56%</b> 542	<b>40%</b> 438	<b>41%</b> 564	<b>56%</b> 298	<b>58%</b> 1197	<b>50%</b> 10357

\*\* = Number suppressed due to small cell size n < 6 (Binary sex is used in alignment with current Federal IPEDS guidelines)  
**Cohorts** identify when an Iowa CC transfer student first enrolled at a Regent university (e.g., 2009-10 Cohort = entered a Regent university during Summer or Fall of 2009 or Spring of 2010).  
**Student counts (numbers in small font within cells)** represent the count of unique transfer students who enrolled in a Regent university for a specific cohort or aggregation of cohorts.  
**Graduation rates** are calculated by dividing the number of Iowa CC transfers who earned a first Bachelor's degree at a Regent university within 3 years of entry by the number of Iowa CC transfers who entered a Regent university for that cohort.  
**Academic Area** uses the first two digits of the CIP code from a student's current first major to place them into a general academic area of study.  
 2021 Community College Transfer Report created by Board of Regents, State of Iowa 3/18/2021 11:28:12 AM

Community College Transfer Majors List (as of July 1, 2021)

	<b>Degree Type</b>	<b>Universities with Transfer Major Agreement</b>	<b>Community Colleges w/ Majors Approved by DE</b>
Biology	AS/AA	All	15 of 15
Business	AA	All	14 of 15
Chemistry	AS/AA	All	13 of 15
Criminal Justice	AA	All	14 of 15
Psychology	AA	All	14 of 15
Physics	AS/AA	All	11 of 15
Mathematics	AS	All	13 of 15
Early Childhood Education	AA	ISU, UNI	8 of 15
Secondary Education	AS/AA	All	12 of 15
Elementary Education	AA	All	13 of 15
Agriculture Business	AS	ISU	6 of 15
Agriculture Education	AS/AA	ISU	8 of 15
Agronomy	AS	ISU	8 of 15
Animal Science	AS	ISU	7 of 15
Communication	AA	All	9 of 15
Theater	AA	All	4 of 15
Fine Arts	AA	UNI	6 of 15
English	AA	ISU	9 of 15
Journalism	AA	UNI	3 of 15
History	AA	All	8 of 15
Political Science	AA	All	7 of 15
Exercise Science & Kinesiology	AS/AA	SUI, UNI	8 of 15
Social Work	AA	SUI, UNI	6 of 15
Human & Family Services	AA	UNI	New
Engineering	AS	ISU, SUI	New
Computer Science	AS	All	New